

Wave Update Version Overview

New functions Release 2.2 to 2.18

Introduction

This document describes new functions in Wave Releases on an ongoing basis. Major changes are explained separately, smaller points and bug fixes in bullet points.

Non-critical bugs and new functions are rolled out with new Wave releases and may still need to be set up through configuration.

Security Fixes and Critical bugs are only implemented inside the **last three** Wave versions, **older versions are out of maintenance**.

Release Planning 2024

Release Matrix																								
	2023												2024											
	Q1			Q2			Q3			Q4			Q1			Q2			Q3			Q4		
	Jan	Feb	March	April	May	June	July	August	September	October	November	December	Jan	Feb	March	April	May	June	July	August	September	October	November	December
<v2.10																								
v2.11																								
v2.12																								
v2.13																								
v2.14																								
v2.15																								
v2.16				Create Release																				
v2.17							Create Release																	
v2.18									Create Release															
v2.19												Create Release												
v2.20															Create Release									
v2.21																	Create Release							

Active Support	A release that is being actively supported. Reported bugs and security issues are fixed and regular point release are made.
Last Quarter	A release that is supported for critical security issues only. Release are only made on an as-needed basis.
End of life	A release that is no longer supported. Customers of this release should upgrade as soon as possible, as they may be exposed to unpatched security vulnerabilities.
In Testing	A release that is undergoing internal testing.

Version 2.18 – New Features

These new features needs to be configured for your system. If wished, please contact us via Ticket or feel free to ask us directly about the function.



SP-11046338 – Upgrade to MFA Function

With v2.17 we introduced the possibility of Multi Factor Authentication.

In 2.18 it will be possible to configure how many bad attempts are possible before a token-link gets invalid. There is now a counter which counts how many times the link is being used in a wrong location, like wrong Computer or wrong Browser, and if it reaches the configured amount the link will be deactivated. The default value for this is 3.

Version 2.18 – New Features

These new features needs to be configured for your system. If wished, please contact us via Ticket or feel free to ask us directly about the function.

SP-11048682 - Logicbuilder access for CloudfLOW file information

With this release it is now possible to access cloudfLOW file information which are available in a job. If you know the src and the jobid in the Logicbuilder Script you can get all files which have a certain Filecategory from the CloudfLOW folder. For each of those files you can then access several information like the fileid.



Version 2.18 – Bug Fixes

Bugs Fixes are automatically active in your system after the Update.

- **SP-11045919 - Fixed issues with the task overview of SPC Jobs related to MAS Jobs.**
- **SP-11045843: Fixed issues with the list view of Wave Settings.**
- **SP-11047325: Fixed issues regarding bad emails when using the backup function while approval loops.**
- **SP-11044717: Fixed issues with missing emails when there was no template in the user's language**
- **SP-11048339: Fixed redirect to the new dashboard after changing the profile picture.**
- **SP-11043045: Fixed checking of edit rights when changing user rights.**
- **SP-11048079: Fixed workflow events export.**

Version 2.18 – Bug Fixes

Bugs Fixes are automatically active in your system after the Update.

- **SP-11048477: Fixed toggle button width (design) in phrase.**
- **SP-11044897: Fixed issues with the search function in picker selections.**
- **SP-11048847: Fixed issues with special characters in emails generated for on hold or cancelled jobs.**
- **SP-11044778: Fixed dalim language issue when using compare files in Chinese**
- **SP-11048292: Fixed issues with displayed html code in tooltips.**
- **SP-11027123: Fixed issues finding the correct user when entering the email address into the receiver field**
- **SP-11045870: Phrase accepts N/A as valid entry for Nutri Tables**
- **SP-11046647: Chili Urls has been renamed to automate**

Version 2.17 – Important Changes

Proofscope Viewer gets user's name and email separately

Originally Proofscope displayed names and mail addresses together in commentaries. We changed this logic so that Proofscope only shows names, mails stay in background.

If wished Proofscope can be configured like before on request.

New rights for system log and mail log

Originally there was only one right “log” to see Mails in History tab, General Mail log and General System log. The last two ones are usually disabled for users by another right. But since some Customers need access to General Mail log but are not allowed to access General System Log this had to be divided.

Therefore, the right “log” was replaced by "mail-log" (Mail in History Tab and General Mail log) and "sys-log" (General System log). This means that after the update it needs to be checked and configured who should have access to those two areas in wave.

PHP 8 Compatibility

We updated Wave to the latest release of PHP8 to provide our customers the best standard in safety and functionality.

Version 2.17 – New Features



Single Line Edit

With the new single line edit feature it is possible to edit a job directly from the job list. There is a new right for this in the configuration it can be defined which fields are available in there.

When a user selects one line in the job list the single line edit form can be opened. There will be a popup which is similar to the Multi Edit Job Form, but the selected job data will be displayed in there and can be changed directly.

Cascading Fields will be excluded from this feature since the cascading is not available in here. User Rights will be checked as usual. Like Multi Job Edit there is a new Main menu option where the Admins can configure the order of the fields in the Single Line Edit form.

[+ Create Design](#)
[Options](#)
[CSV export](#)
[XLS export](#)
[Sort by](#)
[Single job edit](#)

[Filter](#)
[Status 1 2 3 4 5 6](#)
[Flags](#)
[Filter](#)

[Search](#)

	Job No.	APL	Last Statuschange	Brand
<input checked="" type="checkbox"/>	1. 503875057	Sea	16.05.2022 11:29:34	
<input type="checkbox"/>	2. 504417325		08.06.2023 16:24:23	
<input type="checkbox"/>	3. 502332112		07.10.2022 09:15:42	
<input type="checkbox"/>	4. 503147014		03.05.2022 16:17:51	
<input type="checkbox"/>	5. 503147141		21.04.2022 12:37:52	
<input type="checkbox"/>	6. 503147733		23.05.2023 11:29:54	

Single job edit - Job ID: 503875057

Brand

Cutter Guide Number

WAVE

SKU

Description

Fields left blank will not be updated.
Only pre-configured fields will be shown here.

Ok Cancel

Version 2.17 – New Features



MFA – Multi Factor Authentication

With 2.17 Wave will have integrated the possibility to use optional for groups an MFA. First factor is still name and password, the second one is an E-Mail which contains a token for the user

This new feature improves our high standard in Security but is still flexible to use it only for Groups where customer really needs it.

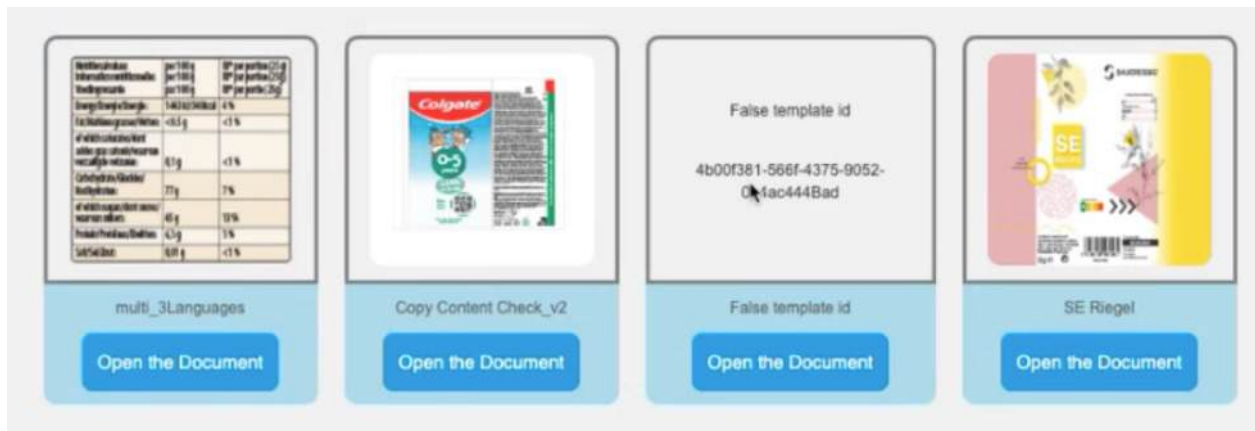
Version 2.17 – New Features

New Automate feature (copy-fit)

We extended our Automate Module which is based on Chili technology. The new feature allows end user to use a pre-defined artwork template. The artwork template itself needs to be created by an agency (e. g. SGK), not provided by 5Flow but we can connect with template building agencies.

The use case is various based on customer needs. As a case it's possible to check if your pack copy content - provided in a predefined Excel file - fits on your package size. You are also able to generate

With the new integration it is possible to open chili projects from the main menu in Wave without a connected Wave job needed.



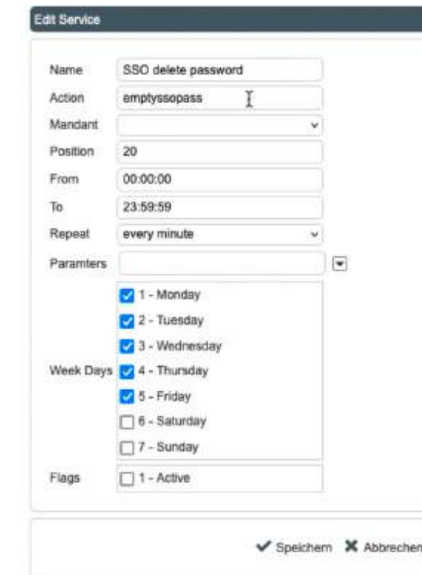
Version 2.17 – New Features

- **Multiple jobs edit in the list of project items**

It is now possible to use Multi Job Edit also inside the project layer directly, not only in job lists.

- **New Service to remove password for users who should be forced to use sso**

In Groups you can now define if users should be forced so login via SSO. A service that runs every minute deletes passwords of concerned users, so that it's not possible anymore to login via Password.

A screenshot of a software interface showing a dialog box titled 'Edit Service'. The dialog contains several fields: 'Name' (SSO delete password), 'Action' (emptyssopass), 'Mandant' (a dropdown menu), 'Position' (20), 'From' (00:00:00), 'To' (23:59:59), 'Repeat' (every minute), and 'Parameters' (a dropdown menu). Below these fields, there is a 'Week Days' section with checkboxes for each day of the week: Monday, Tuesday, Wednesday, Thursday, Friday, Saturday, and Sunday. Monday through Friday are checked. At the bottom, there is a 'Flags' section with a checkbox for '1 - Active'. At the very bottom of the dialog, there are two buttons: 'Speichern' (Save) and 'Abbrechen' (Cancel).

Version 2.17 – New Features



- **New Icon for custom Tabs in Wave**

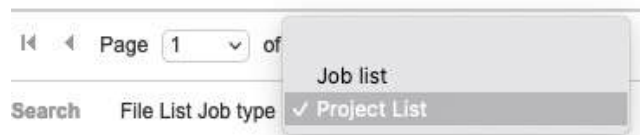
There is a new drop icon available for customer specific tabs.

- **Conditions can have up to 100 items**

The APL conditions form has been extended to allow up to 100 entries.

- **New option in devtools to update multiple language variables at once**

File List



- **Update File List View: Project Files**

Now possible to search for files which are saved in projects, in v2.16 it was only possible to search for files in Wave IDs.

- **New Dashboard configuration options**

With v2.17 it will be possible activate or deactivate Dashboard / Welcome Page separately as config variable

Version 2.17 – Bug Fixes

- **Firstnames, Lastnames or birth years are not allowed in the password**

There was a problem with not allowed terms for passwords. If forbidden terms like Lastnames were used it was counted as failed login attempt. This is now fixed.

- **Send new username sends now the correct username when it was changed**

In the function „Send new Username“ there was a bug which caused that old names (instead of new ones) were sent out via mail; this has been fixed now.

- **Sorting of file upload categories alphabetical**

File categories are now in correct alphabetical order.

- **File category is not immediately displayed during upload**

After the first upload of a file in File Tab section the File Category was missing, user had to refresh to show it again. This is now fixed and comes automatically after upload.

Version 2.17 – Bug Fixes

- **Fix issues with closing flags which have been activated multiple times**

Some customers had problems with flags which have been opened and closed multiple times, this has been fixed now.

- **Wrong mouseover ins job history for status changes**

Some customers had problems with wrong mouseover popups in the history tap for status changes, this has been fixed now.

- **Remove Jobfields from joblists if a read right has been added**

Some Customers had problems when taking away edit and read rights from a field in the "search result columns" , the entry was still visible in the job list bar but not in the search results columns. Jobfields will now be removed from the columns, if a user is missing the needed right.

- **Check delete right, instead of insert right, to be able to delete global views**

Some Customers had problems that wrong persons without the correct rights where able to delete Global Views, this has been fixed now.

- **Create JobField Button now depends on the insert right**

For safety reasons some internal rights have been optimized.

Version 2.17 – Bug Fixes

- **Display JobFlags in archived jobs**

Some customers had problems with archived jobs which had been cancelled before. The Cancelled flag disappeared once the job is moved to Archive. This has been fixed now.

- **Better display of workflow icons in subscribed jobs tab**

Display optimization in subscribed jobs tab.

- **Fix errors while validating email addresses in WAVE**

Some Customers had a copy / paste error which has been fixed now.

- **Show info icon with descriptions also for bigint fields**

Some Customers had problems with updating the description of BigInt types fields (i-Buttons), this has been fixed now.

- **Fix redirect errors on the dashboard**

There was a clean-up of some errors in syslog.

- **Fix icon sizes for sgk-black design**

Fix of a broken icon in HubX menu bar

Version 2.17 – Bug Fixes

- **Jobfield aliases are checked if they already exist in the current mandator, duplicates will be blocked**

Duplicates are now blocked with error message.

- **Sending correct usernames also after updating them**

Some Customers had a problem when sending a new password to a user which generated the email with the value for username identical to the password. This problem has now been fixed.

- **Show project files also properly for archived jobs**

Some Customers had a problem that files in projects have not been shown in archive. This has been fixed now.

- **Better error reporting in multi-jobs-edit from logicbuilder validation**
- **Configurable Event when adding new countries to an apl**

Some Customers had problems with timings when adding new groups to an APL. This is now fixed by a configurable event.

- **No Content Needed should not fill two fields in Nutri Score**

When filling the Nutriscore table in Phrase it is possible to leave fields open which leads to an automatic filling with „No Content Needed“. For certain fields this can be a problem since they are essential for calculation. This has now been fixed, they are not filled automatically anymore.

Version 2.17 – Bug Fixes

- **Fixed issues in picker search with special characters**

Some Customers had problems with Picker fields, sometimes if users have chosen several values and then used the search function the original values got emptied. This is now fixed.

- **Reactivation of groups**

In v2.16 there was a problem with the re-activation (after a deactivation) of groups. This led to an error message and the group could not be reactivated. This is now fixed.

- **Reduced PHP warnings regarding unknown jobfield aliases**

- **For inserting new flags users now need the corresponding insert right**

Key Users with the reading right for flags were also able to create new ones. This is now changed by a new right, so it can be separated.

- **Remove g from fields which have “gewicht” as alias**

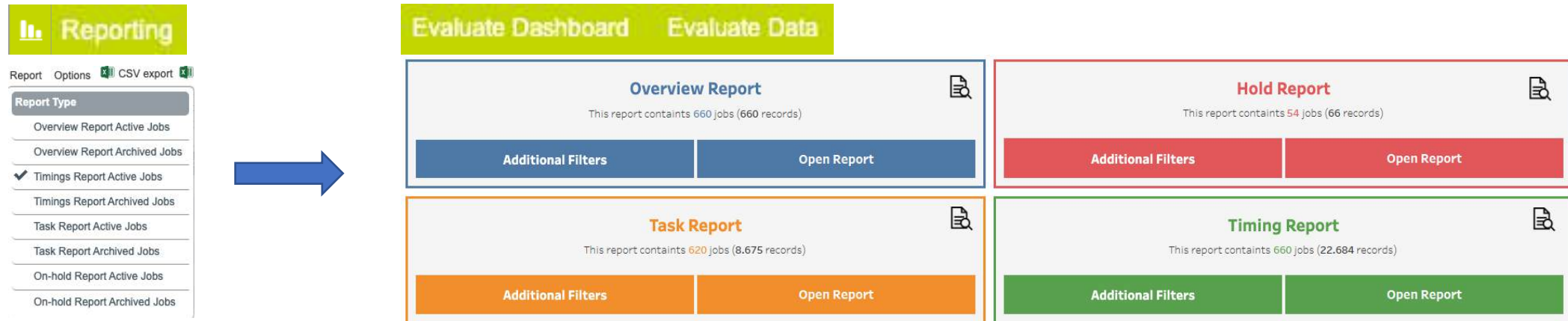
Some Customers have “gewicht” as an alias, this led to a problem that added a “g” in the keyword. This has now been fixed.

Version 2.17 – Security Fixes

- Hide prototype js version
- SQL Injections - hom-wel.std
- XSS in Translation Tooltip
- Broken Access Control: Gru
- Hide sensitive variables in cor-config configuration interface
- New Password storage algorithm
- Broken Access Control - job-fil.filelinkuploadreg
- Cross-Site Scripting - job-fil.filelinkupload
- Fixed access control issues when deleting files in the job's documents folder
- Added toastr files to wave-core
- Access to sensitive Data: GruMem for Cascading Selections
- Broken Access Control - job-apl-page.addapluser
- Password Reset Token Reuse
- Broken Access Control tmp folder

Version 2.16 – Important Changes

- With Wave 2.16 the old reporting feature is not available anymore. Reports are only available with Evaluate Products which can also be implemented directly into Wave Systems




Version 2.16 – New Features

Optimized Filelist View and Download

WAVE		File List Category	File Name for File List	File Version
Keyword		doc	Keyword	
<input type="checkbox"/>	1. 12345678	doc	Testdatei.jpg	1

- It is now possible to Search for Uploaded Files directly with an expanded Search function
 - Direct search for file names
 - Search for Wave Jobs with result of file names for each Wave ID
 - Direct downloads of single files for Documents and Dalim / Proofscope PDF
 - Mass download via Shopping Card functions for Documents
 - Only available for files in Wave IDs, not for Project Layer shared Items



Version 2.16 – New Features

- Show error message when trying to upload a file which is bigger than the max upload size
 - Automatically activated with 2.16
 - Before Upload would just break without warning and file could be missing without notice
- Configurable Time zone for every single Mandator
- Browser Tab Name for Chili Product can be configured
- More options to configure data security files on the login page
 - Files like Privacy Policy or Terms and Conditions can now be downloaded before logging into the system
- Disable password login for SSO Users
 - Configurable on Group Level
 - Users of such group have no option to login normally anymore, they have to use SSO
- Phrase cleanup Service
 - Possibility to remove double or unwanted content
- Archived Jobs can be deleted
 - Right must be activated if needed
- New User Deactivation Information Service
 - Wave can now notify users about their upcoming deletion of their accounts (new Service)
- Filter Reset when user changes search and display columns

Version 2.16 – Bug Fixes

- Improved performance on job archiving
- Some Customers had problems in APL Templates (disappearing persons) when using Add Revisor, this is now fixed
- Some Customers had a problem with date fields in the System Message function, this is now fixed
- Filter Options Active / Archived in Project Sub lists have been improved / fixed
- Reuse of deleted picklist domains
 - It is now possible to use the code name of original deleted picklists again, before this gave out an error message
- Properly handle email addresses in the email notification form
 - It was possible to get an error message copied into the e-mail address field if you tried to enter a non valid e-mail address and klick on the not valid message, this is now fixed
- Some Customers had a problem with the connection of certain help tables to a picklist, this is now fixed
- Phrase Content Dashboard, fixes regarding archiving content
- Some Customers had a problem with the Link inside Mails which have been created in a running APL when function Add External Users is used, this is now fixed and the links work properly
- Some Customers had problems with comparison features in Proofscope, this is now fixed

Version 2.16 – Security Fixes

- Broken Access Control on stepchanges
- Removed createclass from devtools
- Removed SVN functionality
- Unvalidated redirect on the caching service
- User Enumeration on password recover

Version 2.15 - Features

- Improvement API
 - Use patterns to allow special characters in get job list api
 - New event configurable in the critical path whenever a file has been registered with the file registration api
- Better message when MultiJobCreation has been finished with all jobs
- Dalim thumbnails can now be refreshed from all pages with the job header available

Version 2.15 - Bugfixes

- Conditions in the group form are now sorted alphabetically by name
- PreFiltering of cascaded user selection fields fixed for some cases it made problems
- Dashboard filter function improvements (e. g. APL not shown as task in some cases)
- Fixed the issue of automatic filled fields with wrong datetime (Specific Customer System)
- Fixing issues with inviting external users with the add revisor dialog on the stepchange site (Specific Customer System)
- Possibility to hide certain tabs like Subscription by config
- Fix issues with external user registrations (Specific Customer System)
- Security fix: Broken Access Control
- Security fix: Unfiltered Error Message

Version 2.14 - Features

- Further important security fixes concerning Wave Code and Dalim PDF viewer
- Alias read-only in job field configuration – In already existing job fields it is no longer to change the alias to avoid problems with configuration and database
- Improvement of rights for help tables
- New icon in the job history for additional actions
- In the list of checklists there is a new column which shows which groups have this checklist activated
- Users will be logged out from the system when the account has been deactivated
- Project history will also be updated when a job is assigned
- Improved view on Dashboard concerning long text descriptions
- Logging all logins which are done with the Master Password to the users history

Version 2.14 - Bugfixes

- Properly updating the recent job information when reusing a job from Archive
- Get correct search results when searching for multiple values separated by comma
- Searching for images in an image Picker is now possible
- Enhanced updating of sub jobs when changing connected project values
- Block sending next position's email when auto step change closes the apl
- Add history entry when reuse and auto archiving jobs
- Show Project Tasks also on the Dashboard

Version 2.13 - Features

- Further important security fixes concerning Wave Code and Dalim PDF viewer
- It is now possible to use two different mail templates for sending the password and username
- It is now possible to set up tooltips on the homepage (e.g. to explain substitutions)
- Performance improvements on the job form, Global Search and Projects
- Add Revisor Function improvement. In order to prevent users to invite by accident a whole group to an APL we can set an option in the configuration to add a blank option as first option in the dropdown.
- Improvement Integrate: Ability to use repeating fields in field mappings
- New folder type which is connected to CloudfLOW
- Improved filter for active and archived jobs in a projects job list
- New configuration for the Chili Environment – Can be used to define which environment will be used for the active mandator

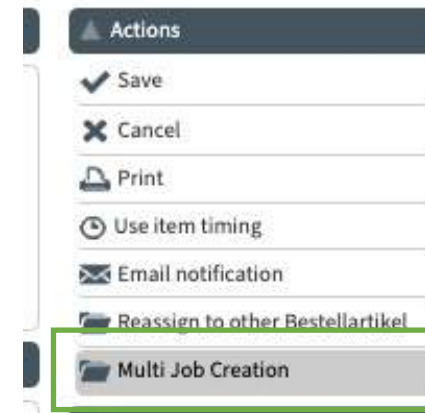
Version 2.13 - Bugfixes

- Remove Quotes when pasting Text into richtext fields
- Improvements on Lines per page
- Sending e-mails from archive
- Lists in add revisor should be in alphabetical order
- Better handling of connection issues to Tableau
- Better handling and debugging of Proofscope preview images
- fixed file categories for CloudfLOW files
- Fix of problem with Date Fields in dd/mm/y Format in different languages
- Fixed apl deadline calculation, when rewrite.ddl.timig is not active, the deadline field should not be updated
- Invisible fields will not show as a mandatory field if it is already filled
- Problem with some mails sending to backup user fixed

2.12 Multi Job Creation

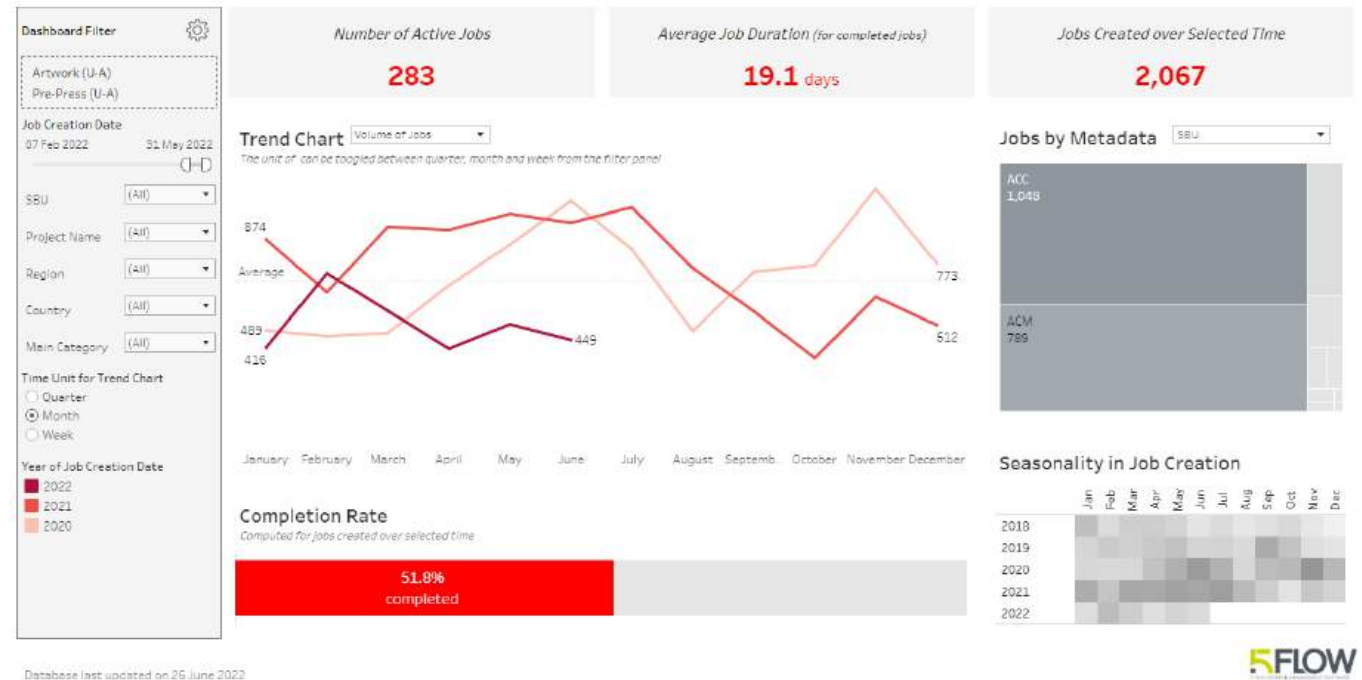
With this function it is possible to create several jobs automatically from one workflow in another. In a project you can have several child jobs related to one parent job. If so you can use this function to create the child jobs automatically by pressing a button, as a base you select a condition for that.

An example: You have a parent job for a Master Design and adapt 4 Language Versions out of it. Wave knows the field for languages and splits this field into 4 and creates the 4 Jobs with all informations and attaches it to the Design Workflow.



2.12 Direct Integration Evaluate Dashbaords

This feature connects a Wave instance directly to Tableau so that Tableau dashboards and views created with 5Flow can be displayed in the Wave Portal. The wave user managment can be used to limit the access.



2.12 Security Improvements

One of the main focus for version 2.12 is a big package of security fixes concerning Wave Code and Dalim PDF viewer.

New optional Invite Logic (2.9)

With the new (optional) invitation logic, it is still possible to invite groups. However, tasks are now assigned to a specific person in the group. You select your group on the dashboard via dropdown and can thus see all tasks of this group. Now you can choose whether all tasks of this group or only your own tasks are displayed.

This group is managed by the client with its own group email. It is now possible for either a team leader to assign the task or for a person in the team to assign the task themselves. These possibilities are bound to the rights of the users.

The big advantage is coordinated work in teams and a significantly reduced data volume for the system.

Dashboard

My Backup User: No backup user selected | User I Backup: Seager, Michael | Active

Options: Sort by: View My Tasks | View All Tasks | None

Filter: Job type: All | Task type: [All] | Filter

Search: Search

My APL groups: Assign to me | Assign to s.o.

Add Revisor

User Selection

Admin, 5Flow
Dixon, Robin
Watts, Rick
Press, Robert
Haworth, Dave

Add Cancel

Approval Tasks **Flag Tasks** **Status Tasks**

Late Due Pending Late Due Pending Status Status 3 Status 8

19 0 0 0 0 0 3 3 1

View None Approval Tasks View None Flag Tasks View None Status Tasks

Preview	Wave ID	Service Order ID	Keywords	Flags	APL	Status
1. 10610008	10610008	Energy		3	12345678	Design Feasibility Approval
2. 10610009	10610009	Energy		1	12345678	Approval of Final Design
3. 10610010	10610010	Energy		1	12345678	Design Feasibility Approval
4. 10610024	10610024	July		1	12345678	Design Feasibility Approval
5. 10610027	10610027			1	12345678	Design Feasibility Approval
6. 10610117	10610117	Energy		1	12345678	Design Feasibility Approval
7. 10610157	10610157			1	12345678	Design Feasibility Approval
8. 10610198	10610198			2	12345678	Design Feasibility Approval
9. 10610194	10610194	Sparkly		2	12345678	Design Feasibility Approval
10. 10610020	10610020					

New Dashboard

The new dashboard provides an overview of all tasks that a user currently has. A distinction is made between APL tasks, flag tasks and status change tasks. In addition, the substitute regulation and the e-mail list can be found here. The overviews can be set and individualised as usual under Options.

Basically, there are 3 circles for APL and Flag, which subdivide the tasks again according to the urgency / due date of the task. The status changes show the numbers of the statuses without urgency.

It is also possible to display all APL, flag and status change tasks independently of the circles by using the buttons below.

Dashboard

My backup user
No backup user selected
User I backup
No user selected

Options
Sort by

Filter
Job type
All
Task type
[All]
Filter

Search
Search

My APL Tasks

Late
Due
New

0
0
0

Show all APLs

My flag tasks

Late
Due
New

0
0
0

Show all flags

Status change

No tasks found!

WAVE ID

Placeholder

Status

Keyword

Placeholder

No tasks found!

E-Mail List

Page 1 of 2
Options
Search
Flags
Age
Active
Search

Active
Status
Send
from
Subject

New Dashboard

In this view, all open tasks are shown, but they are pale and not selected. Therefore, no search result is displayed. But you can still see how many jobs are currently available for processing. From this view, you can now compile results as you wish or display all the respective tasks via "Show all".

Dashboard

My backup user No backup user selected ▼ User I backup No user selected ▼

Options  Sort by

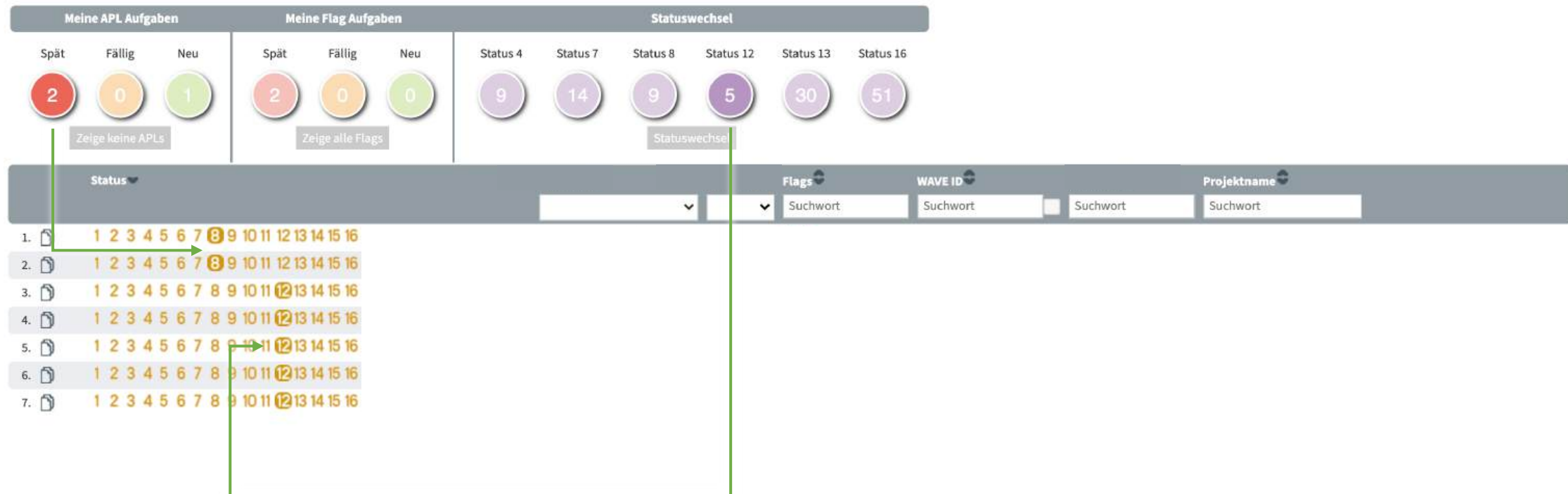
Filter Job type All ▼ Task type [All] ▼  Filter  Show all

Search  Search  Show all



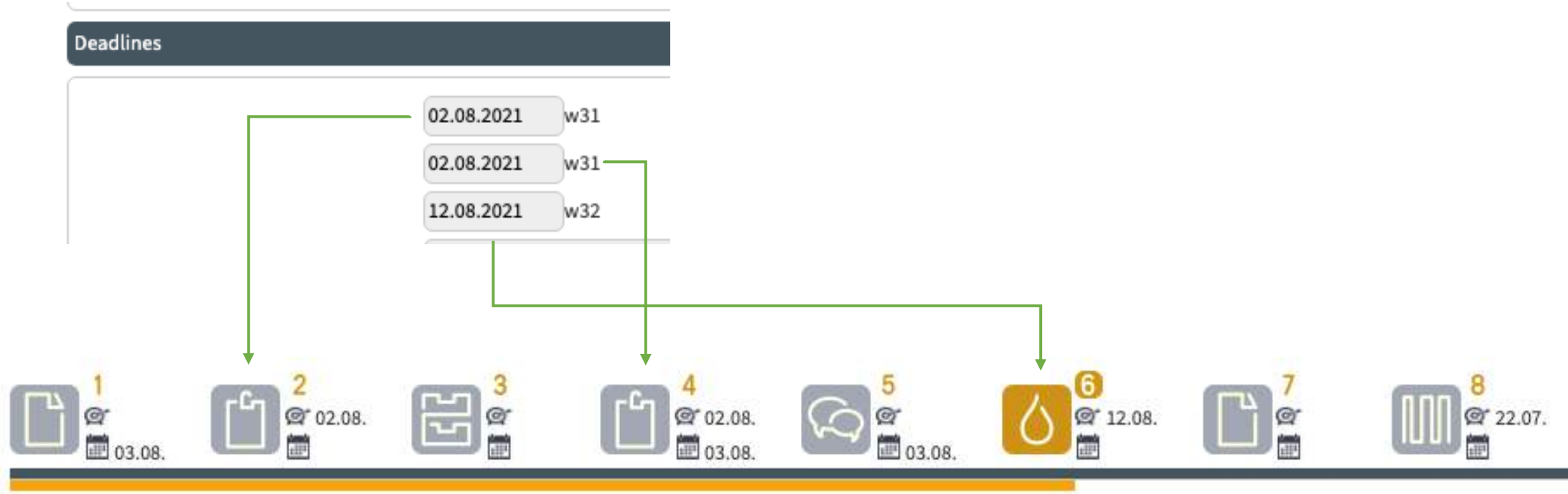
New Dashboard

Here is an example: Late APL tasks and status change tasks in status 12 have been selected. Both are highlighted and no longer pale.



Due date column

Depending on the dates entered in the job form, these are displayed in the milestones:



Due date column

One can select the column "Milestone due date" in the column selection. In the job overview, the field is then marked in colour if a due date from the milestones has been exceeded (red) or is due (orange):

Selected fields

- Milestone Due Date
- WAVE ID
- Project Name
- Status

Deadlines

- 02.08.2021 w31
- 02.08.2021 w31
- 12.08.2021 w32

Page 1 of 2 Options CSV export XLS export Timing Export Sort by

Filter Status 1 2 3 4 5 6 7 8 9 10 11 12 13 14 15 16 Flags Brand Manager [All] Filter

Search Adresse Search Show all

Milestone Due Date	WAVE ID	Project Name	Status
1. 12.08.2021	Placeholder	test	

1 2 3 4 5 6 7 8 9 10 11 12 13 14 15 16

New Joblist Header

To improve Wave, a new summary view has been introduced above the job list. At a glance, you can see which jobs are overdue in which statuses; the information comes from the appointments, as with the due date column. This list can optionally be activated and deactivated in the settings:

Show Overview

☒ yes
 ☐ no

Overview

1 New Project	2	3	4	5	6	7	8	9	10	11
7 Jobs	5 Jobs	6 Jobs	5 Jobs	2 Jobs	7 Jobs	8 Jobs	9 Jobs	0 Jobs	9 Jobs	7 Jobs
1 Overdue	0 Overdue	0 Overdue	0 Overdue	0 Overdue	6 Overdue	0 Overdue	9 Overdue	0 Overdue	0 Overdue	0 Overdue
0 Due today	0 Due today	0 Due today	0 Due today	0 Due today	0 Due today	0 Due today	0 Due today	0 Due today	0 Due today	0 Due today

If you filter your list, e.g. by brand management or a specific job, you will only see the overdue jobs for that selection.

Page 1 of 2
 Options
 CSV export
 XLS export
 Timing Export
 Sort by

Filter: Status 1 2 3 4 5 6 7 8 9 10 11 12 13 14 15 16
 Flags
 Brand Manager [All]
 Filter

Search Adresse
 Search
 Show all

Milestone Due Date	WAVE ID	Project Name	Status
Placeholder	test		

1. 12.08.2021
 1 2 3 4 5 6 7 8 9 10 11 12 13 14 15 16

Deadlines



02.08.2021 w31

02.08.2021 w31

12.08.2021 w32

Input fields Columns

In addition, input fields are now displayed in the job lists below the column names that you have set up as columns. Within these search fields you can "start" the search in two ways:

- On the one hand, a search term can be entered in the input field and accepted by pressing the "Enter"/"Return" button.
- On the other hand, the search can be applied by clicking the "Search" button in the search panel.

To delete a search term, either the "Show all" button can be pressed or the search term can be removed from the input field and accepted by pressing the "Enter"/"Return" key.

The screenshot shows a search panel with four columns. Each column has a header with a refresh icon and an input field below it. The columns are: 'WAVE ID' with a placeholder, 'Milestone Due Date', 'Project Name' with the text 'test', and 'Brand Manager' with a dropdown arrow.

The input field is only displayed if the "Search field" flag has been activated in the job field and the user has the right to operate this field. If a job field is "searchable" and represents a column in the list, it is not explicitly displayed in the search panel below the filter panel. This means that if one has set up a column that can be searched directly, it will no longer appear in the normal search option.



New Add Revisor Function

The optimised Add Revisor function has been given a compact menu, where **Filter / Group Filter** and **User Selection** can now be used to filter more conveniently, the selections are cascading, i.e. dependent on each other.

The Group Selection contains all users.

With **Add External Users**, people can be freely invited to the APL by e-mail address. A link will only take them to the APL, e.g. a print shop or institute.

As originally, it is possible to classify an added person in the position and to specify the days for checking.

Add Revisor to

Filter

Group Filter

- Brand Management

User Selection

Group Selection

-
- 5Flow Administrator
- 5Flow Limit Admin
- 5Flow Support Admin

Add External Users

At position

Add to position 1

Days

2

Okay

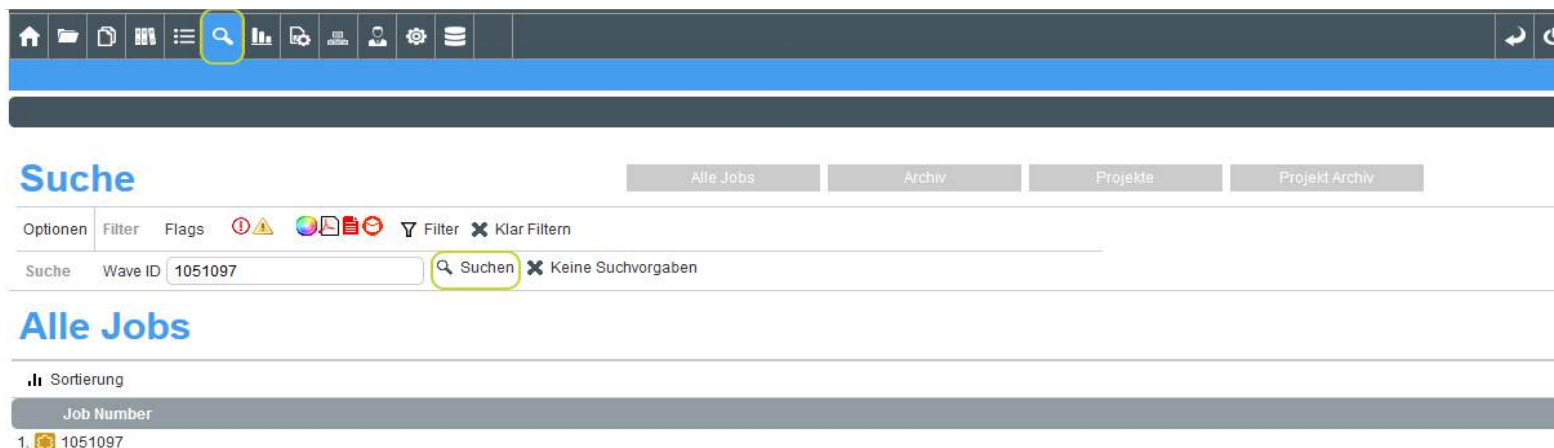
Cancel

Global Search

Up to version 2.5, a search could be started without specifying values in the search fields Search terms. This resulted in all active and archive jobs being searched and displayed.

On some systems, performing this search led to long waiting times or even memory overflows.

We have therefore fundamentally redesigned the global search.



Picture: Overview of the Global Search

The search has also been extended with pagination for extensive search results.



Picture: Pagination and sorting options within the job list

E-mail dispatch in case of representation

In the event of a substitution, Out of Office and Back in Office mails are sent automatically. This informs substitutes that you will take over all tasks from then on.

Email Vorlagen

+ Neu Vorlage
Optionen
Suchen
Suchen
Alle anzeigen

Mandant	Sprache	Code	Name	Betreff	
...	Global	de	i.will.not.backup.you	System Backup Info back in Office	Back in Office - Abwesenheitsnotiz
...	Global	en	i.will.not.backup.you	System Backup Info back in Office	Abwesenheitsnotiz - Back in Office
...	Global	de	i.go.onholiday	System Backup Info Out of Office	Abwesenheitsnotiz - Out of Office
...	Global	en	i.go.onholiday	System Backup Info Out of Office	Abwesenheitsnotiz - Out of Office
...	Global	de		System Backup Info Vertretung beendet	Out of Office - Backup finished / Abwesenheitsnotiz - Vertretung beendet
...	Global	de	i.back.fromholiday	System Backup Info Vertretung beendet	Abwesenheitsnotiz - Vertretung beendet
...	Global	en	i.back.fromholiday	System Backup Info Vertretung beendet	Abwesenheitsnotiz - Vertretung beendet
...	Global	de	you.go.onholiday	System Backup Info Vertretung übernehme	Abwesenheitsnotiz - Vertretung übernehme
...	Global	en	you.go.onholiday	System Backup Info Vertretung übernehme	Abwesenheitsnotiz - Vertretung übernehme

Bearbeitung eMail-Vorlage

Mandant
Sprache
Code
Internal Name
Betreff
Kommentar

---WAVE SYSTEM - OUT OF OFFICE---

----- Deutsche Version (English version below) -----

Sehr geehrte(r) {to.firstname} {to.lastname},

Ich bin derzeit nicht im Büro. Bitte Vertreten Sie mich in meiner Abwesenheit.

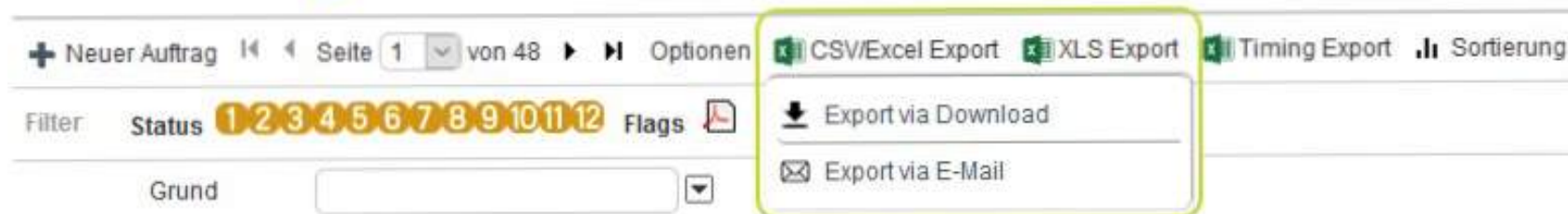
☒ Speichern
☐ Abbrechen

Export List via E-Mail

The list export in the overview list has been extended.

In addition to the option of direct download, there is now also the option of sending by e-mail.

Master Layout



Picture: Extension of the Job Export

2.9 Extension of existing functions

In Release 2.9, development was primarily focused on improving system performance. The database configuration, the table structure and the use of the memory cache were optimised. In addition, existing functions were expanded:

RIGHT TO ACCESS GROUP RIGHTS


There is a new right that prevents users with editing rights for groups from also accessing the rights of these groups. This is necessary to ensure that only authorised persons can access and edit the rights of a group.

DEFINE MANDATORY FIELDS FOR STATUS CHANGE "BACK"

Until this function was improved, the mandatory fields were only displayed during the status change if the target status was greater than the current one. Now, mandatory fields are always checked when the corresponding status is reached.

ADD CC-E-MAIL LIST IN EVERY E-Mail

This function offers the possibility to automatically add a list of recipients at the end of the e-mail. All users are displayed with their first names/last names and e-mail addresses separated by commas (in one line) or one after the other (each in a new line).

Sent to:
- Adrian Harnik <a.harnik@5flow.eu>
- Simon Bruberg <s.bruberg@5flow.eu>
 Drucken

ICON PICKER

Multiple selection of icons/pictograms/symbols and display on the job form.


This new function enables the selection of any symbols within a selection list within the portal

After you have selected the symbols and saved the job, they are displayed as symbols in the job form.

The selection of the displayed symbols is done via the General Files in the Home menu.

Within the customised main directory there must be a directory with the name ImagePicker. Within this directory, another directory is created which must have the same name as the code you have chosen for the selection list.

Within this directory you can upload all the images you want to use for the picker list, provided you have the appropriate rights



Picture: Iconpicker list



Picture: Selected icons within the job form

Standard filter job list

Standard filter in the "Filter" area of the job list

With the help of the customer-specific configuration file, standard filters can be defined for all order types of 5FLOW.



These filters represent the standard fields so that the user can quickly get to frequently used search criteria.

No individual default filters can be set. The standard filters are displayed to all users in the filter area.

When Shopping Card is activated it appear on the upper right as icon. In all jobs in documents it is possible to mark all files or single ones and add them to shopping card. When needed user can open the shopping card and see list of jobs, single ones can be deleted here directly then downloaded or sent via Mail to users of the wave system.

Layout/Artwork

Dokumente (Einzelartikel)

Dokumente (Einzelartikel) + Hinzufügen

☐

Dateiname

1. ☒ ... 402377547_5flow_Juicy_Drink_Flasche_500ml.pdf

2. ☒ ... 402377547_5flow_Power_Drink_250ml.pdf

3. ☐ ... 402377547_5flow_Sparkly_Drink_250ml.pdf

Zum Warenkorb hinzufügen

it appear on the documents it is the ones and add them user can open the s, single ones can be added or sent via Mail

2

Einkaufswagen / Dateien herunterladen

Bitte wählen Sie eine Download-Option:

Dateien herunterladen: Der Download der ausgewählten Dateien startet, nachdem der Komprimierungsvorgang abgeschlossen wurde.

Link per E-Mail herunterladen: Senden Sie eine E-Mail mit den Download-Links an einen beliebigen Empfänger.

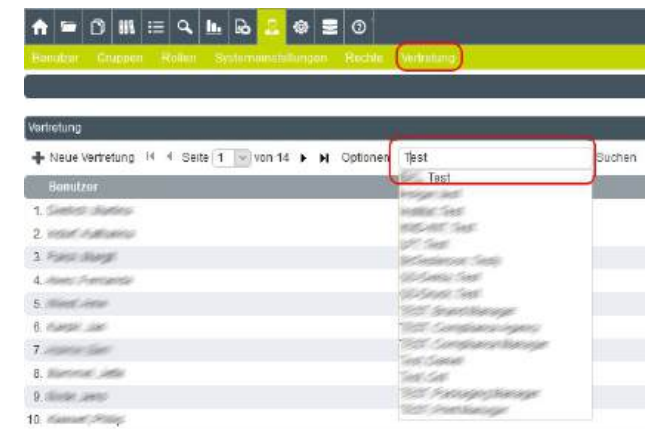
WAVE ID	File Name	Compress Progress
2601785	402377547_5flow_Power_Drink_250ml.pdf	<div></div>
2601785	402377547_5flow_Juicy_Drink_Flasche_500ml.pdf	<div></div>

Download Link per E-Mail

Dateien herunterladen

Substitute rule Admin

In the Key-Admin function, it is now possible to see an overview of all stored substitute regulations and to see whether this substitute regulation is active or inactive. The key user has the option of creating or deactivating a substitute rule.



Picture: Searching Backup-User

In addition, the representatives can be changed via this admin function.



Picture: Changes in the backup user list

Visibility of all status changes

If desired, it is configurable to see all possible status changes at this point greyed out for each status change. You cannot use them, but you can see what would theoretically have been possible with other settings, but is currently not possible.

▲ Statuswechsel

2 Briefing zurück

3 Briefing

4 Briefing

4 Briefing

4 Briefing



© 2021 5FLOW – A Matthews International Company. All Rights Reserved.

Proprietary & Confidential. No part of this work may be reproduced in any form without the written permission from 5FLOW and/or the copyright holder.

5FLOW is a trademark of Matthews International Corporation. All other trademarks are the property of their respective trademark owners.