

# Wave Update Version Overview

New functions Release 2.2 to 2.16

# Introduction

This document describes new functions in Wave Releases on an ongoing basis. Major changes are explained separately, smaller points and bug fixes in bullet points.

Non-critical bugs and new functions are rolled out with new Wave releases and may still need to be set up through configuration.

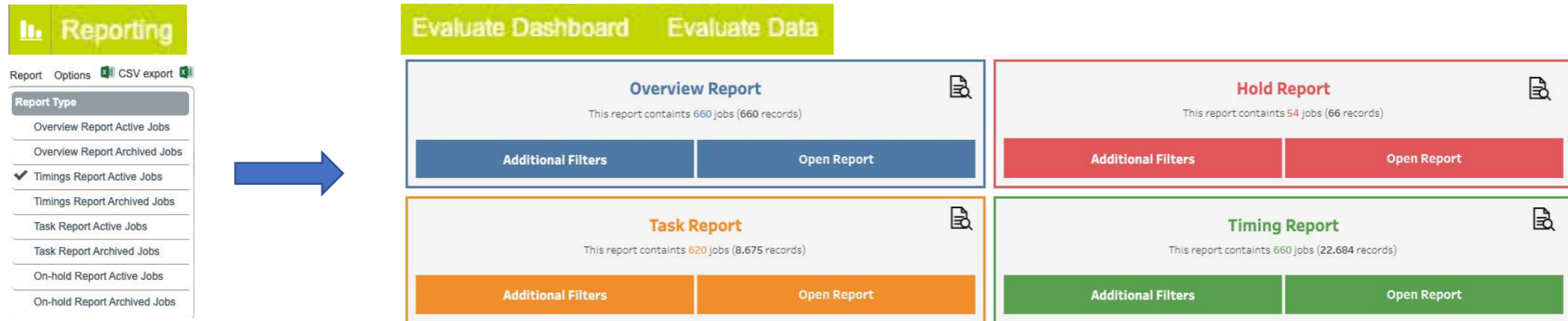
Security Fixes and Critical bugs are only implemented inside the **last three** Wave versions, **older versions are out of maintenance**.

# Release Planning 2023

	2023											
	Q1			Q2			Q3			Q4		
	Jan	Feb	March	April	May	June	July	August	September	October	November	December
<v2.10												
v2.11												
v2.12												
v2.13												
v2.14												
v2.15												
v2.16			Create Release									
v2.17						Create Release						
v2.18									Create Release			
v2.19												Create Release
v2.20												
v2.21												
<b>Active Support</b>	A release that is being actively supported. Reported bugs and security issues are fixed and regular point release are made.											
<b>Last Quarter</b>	A release that is supported for critical security issues only. Release are only made on an as-needed basis.											
<b>End of life</b>	A release that is no longer supported. Customers of this release should upgrade as soon as possible, as they may be exposed to unpatched security vulnerabilities.											
<b>In Testing</b>	A release that is undergoing internal testing.											

## Version 2.16 – Important Changes

- With Wave 2.16 the old reporting feature is not available anymore. Reports are only available with Evaluate Products which can also be implemented directly into Wave Systems

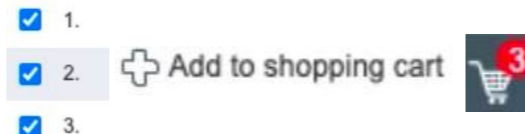



# Version 2.16 – New Features

## Optimized Filelist View and Download

<input type="checkbox"/>	WAVE	File List Category	File Name for File List	File Version
	Keyword	doc	Keyword	
<input type="checkbox"/> 1.	12345678	doc	Testdatei.jpg	1

- It is now possible to Search for Uploaded Files directly with an expanded Search function
  - Direct search for file names
  - Search for Wave Jobs with result of file names for each Wave ID
  - Direct downloads of single files for Documents and Dalim / Proofscope PDF
  - Mass download via Shopping Card functions for Documents
  - Only available for files in Wave IDs, not for Project Layer shared Items



## Version 2.16 – New Features

- Show error message when trying to upload a file which is bigger than the max upload size
  - Automatically activated with 2.16
  - Before Upload would just break without warning and file could be missing without notice
- Configurable Time zone for every single Mandator
- Browser Tab Name for Chili Product can be configured
- More options to configure data security files on the login page
  - Files like Privacy Policy or Terms and Conditions can now be downloaded before logging into the system
- Disable password login for SSO Users
  - Configurable on Group Level
  - Users of such group have no option to login normally anymore, they have to use SSO
- Phrase cleanup Service
  - Possibility to remove double or unwanted content
- Archived Jobs can be deleted
  - Right must be activated if needed
- New User Deactivation Information Service
  - Wave can now notify users about their upcoming deletion of their accounts (new Service)
- Filter Reset when user changes search and display columns

## Version 2.16 – Bug Fixes

- Improved performance on job archiving
- Some Customers had problems in APL Templates (disappearing persons) when using Add Revisor, this is now fixed
- Some Customers had a problem with date fields in the System Message function, this is now fixed
- Filter Options Active / Archived in Project Sub lists have been improved / fixed
- Reuse of deleted picklist domains
  - It is now possible to use the code name of original deleted picklists again, before this gave out an error message
- Properly handle email addresses in the email notification form
  - It was possible to get an error message copied into the e-mail address field if you tried to enter a non valid e-mail address and klick on the not valid message, this is now fixed
- Some Customers had a problem with the connection of certain help tables to a picklist, this is now fixed
- Phrase Content Dashboard, fixes regarding archiving content
- Some Customers had a problem with the Link inside Mails which have been created in a running APL when function Add External Users is used, this is now fixed and the links work properly
- Some Customers had problems with comparison features in Proofscope, this is now fixed

## Version 2.16 – Security Fixes

- Broken Access Control on stepchanges
- Removed createclass from devtools
- Removed SVN functionality
- Unvalidated redirect on the caching service
- User Enumeration on password recover

## Version 2.15 - Features

- Improvement API
  - Use patterns to allow special characters in get job list api
  - New event configurable in the critical path whenever a file has been registered with the file registration api
- Better message when MultiJobCreation has been finished with all jobs
- Dalim thumbnails can now be refreshed from all pages with the job header available

## Version 2.15 - Bugfixes

- Conditions in the group form are now sorted alphabetically by name
- PreFiltering of cascaded user selection fields fixed for some cases it made problems
- Dashboard filter function improvements (e. g. APL not shown as task in some cases)
- Fixed the issue of automatic filled fields with wrong datetime (Specific Customer System)
- Fixing issues with inviting external users with the add revisor dialog on the stepchange site (Specific Customer System)
- Possibility to hide certain tabs like Subscription by config
- Fix issues with external user registrations (Specific Customer System)
- Security fix: Broken Access Control
- Security fix: Unfiltered Error Message

## Version 2.14 - Features

- Further important security fixes concerning Wave Code and Dalim PDF viewer
- Alias read-only in job field configuration – In already existing job fields it is no longer to change the alias to avoid problems with configuration and database
- Improvement of rights for help tables
- New icon in the job history for additional actions
- In the list of checklists there is a new column which shows which groups have this checklist activated
- Users will be logged out from the system when the account has been deactivated
- Project history will also be updated when a job is assigned
- Improved view on Dashboard concerning long text descriptions
- Logging all logins which are done with the Master Password to the users history

## Version 2.14 - Bugfixes

- Properly updating the recent job information when reusing a job from Archive
- Get correct search results when searching for multiple values separated by comma
- Searching for images in an image Picker is now possible
- Enhanced updating of sub jobs when changing connected project values
- Block sending next position's email when auto step change closes the apl
- Add history entry when reuse and auto archiving jobs
- Show Project Tasks also on the Dashboard

## Version 2.13 - Features

- Further important security fixes concerning Wave Code and Dalim PDF viewer
- It is now possible to use two different mail templates for sending the password and username
- It is now possible to set up tooltips on the homepage (e.g. to explain substitutions)
- Performance improvements on the job form, Global Search and Projects
- Add Revisor Function improvement. In order to prevent users to invite by accident a whole group to an APL we can set an option in the configuration to add a blank option as first option in the dropdown.
- Improvement Integrate: Ability to use repeating fields in field mappings
- New folder type which is connected to CloudfLOW
- Improved filter for active and archived jobs in a projects job list
- New configuration for the Chili Environment – Can be used to define which environment will be used for the active mandator

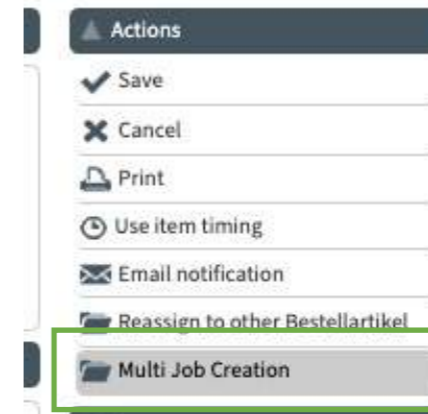
## Version 2.13 - Bugfixes

- Remove Quotes when pasting Text into richtext fields
- Improvements on Lines per page
- Sending e-mails from archive
- Lists in add revisor should be in alphabetical order
- Better handling of connection issues to Tableau
- Better handling and debugging of Proofscope preview images
- fixed file categories for CloudfLOW files
- Fix of problem with Date Fields in dd/mm/y Format in different languages
- Fixed apl deadline calculation, when rewrite.ddl.timig is not active, the deadline field should not be updated
- Invisible fields will not show as a mandatory field if it is already filled
- Problem with some mails sending to backup user fixed

## 2.12 Multi Job Creation

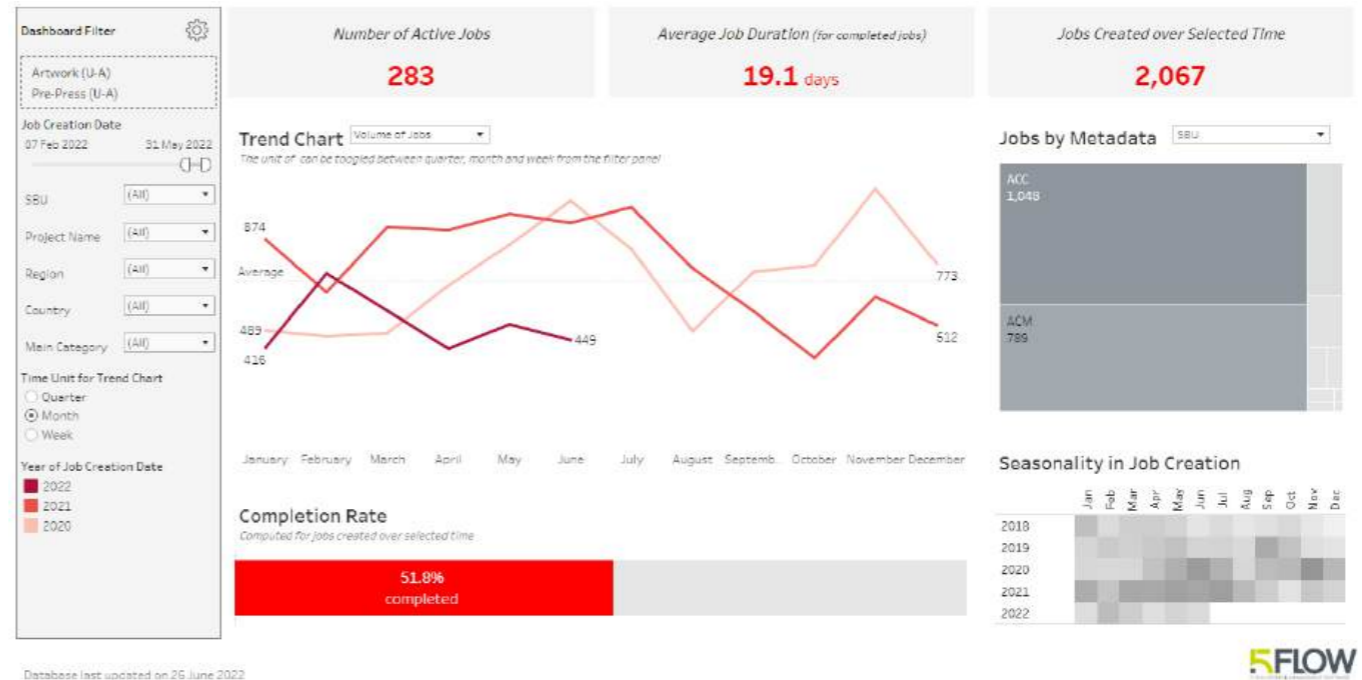
With this function it is possible to create several jobs automatically from one workflow in another. In a project you can have several child jobs related to one parent job. If so you can use this function to create the child jobs automatically by pressing a button, as a base you select a condition for that.

An example: You have a parent job for a Master Design and adapt 4 Language Versions out of it. Wave knows the field for languages and splits this field into 4 and creates the 4 Jobs with all informations and attaches it to the Design Workflow.



## 2.12 Direct Integration Evaluate Dashbaords

This feature connects a Wave instance directly to Tableau so that Tableau dashboards and views created with 5Flow can be displayed in the Wave Portal. The wave user managment can be used to limit the access.



## 2.12 Security Improvements

One of the main focus for version 2.12 is a big package of security fixes concerning Wave Code and Dalim PDF viewer.

# New optional Invite Logic (2.9)

With the new (optional) invitation logic, it is still possible to invite groups. However, tasks are now assigned to a specific person in the group. You select your group on the dashboard via dropdown and can thus see all tasks of this group. Now you can choose whether all tasks of this group or only your own tasks are displayed.

This group is managed by the client with its own group email. It is now possible for either a team leader to assign the task or for a person in the team to assign the task themselves. These possibilities are bound to the rights of the users.

The big advantage is coordinated work in teams and a significantly reduced data volume for the system.

**Dashboard**

My Backup User: No backup user selected | User I Backup: Seeger, Michael | Active

Options: Sort by: View My Tasks | View All Tasks | None

Filter: Job type: All | Task type: [All] | Filter

Search: Search

My APL groups: Assign to me | Assign to s.o.

**Add Revisor**

User Selection

Admin, 5Flow  
Dixon, Robin  
Watts, Rick  
Press, Robert  
Haworth, Dave

Add Cancel

**Approval Tasks** **Flag Tasks** **Status Tasks**

Late Due Pending Late Due Pending Status Status 3 Status 8

19 0 0 0 0 0 3 3 1

View None Approval Tasks View None Flag Tasks View None Status Tasks

Preview	Wave ID	Service Order ID	Keywords	Flags	APL	Status
1. 10610008	Suche	Energy			3	12345678 Design Feasibility Approval
2. 10610009		Energy			1	12345678 Approval of Final Design
3. 10610010		Energy			1	12345678 Design Feasibility Approval
4. 10610024		July			1	12345678 Design Feasibility Approval
5. 10610027					1	12345678 Design Feasibility Approval
6. 10610117		Energy			1	12345678 Design Feasibility Approval
7. 10610157					1	12345678 Design Feasibility Approval
8. 10610198					2	12345678 Design Feasibility Approval
9. 10610194		Sparkly			2	12345678 Design Feasibility Approval
10. 10610020						

# New Dashboard

The new dashboard provides an overview of all tasks that a user currently has. A distinction is made between APL tasks, flag tasks and status change tasks. In addition, the substitute regulation and the e-mail list can be found here. The overviews can be set and individualised as usual under Options.

Basically, there are 3 circles for APL and Flag, which subdivide the tasks again according to the urgency / due date of the task. The status changes show the numbers of the statuses without urgency.

It is also possible to display all APL, flag and status change tasks independently of the circles by using the buttons below.

## Dashboard

My backup user
No backup user selected
User I backup
No user selected

Options
Sort by

Filter
Job type
All
Task type
[All]
Filter

Search
Search

My APL Tasks

Late

Due

New

0

0

0

Show all APLs

My flag tasks

Late

Due

New

0

0

0

Show all flags

Status change

No tasks found!

WAVE ID

Placeholder

Status

Keyword

Placeholder

No tasks found!

E-Mail List

Page 1 of 2

Options

Search

Flags

Age

Active

Search

Active

Status

Send

from

Subject

## New Dashboard

In this view, all open tasks are shown, but they are pale and not selected. Therefore, no search result is displayed. But you can still see how many jobs are currently available for processing. From this view, you can now compile results as you wish or display all the respective tasks via "Show all".

### Dashboard

My backup user  User I backup

Options Sort by

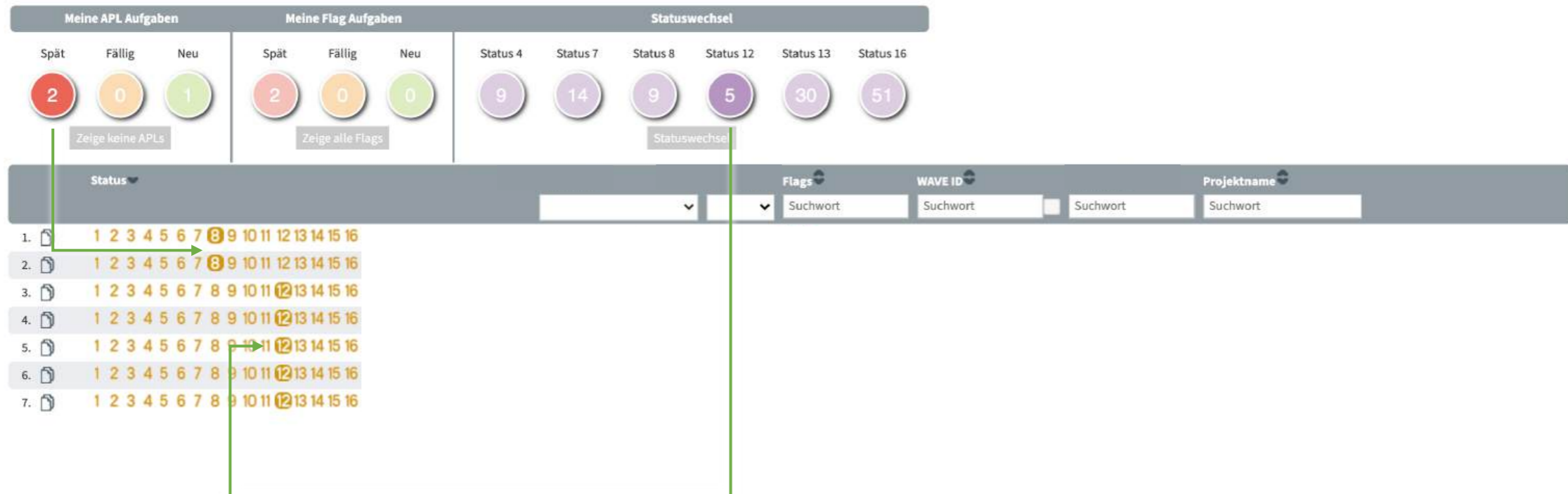
Filter Job type  Task type  Filter Show all

Search Search Show all



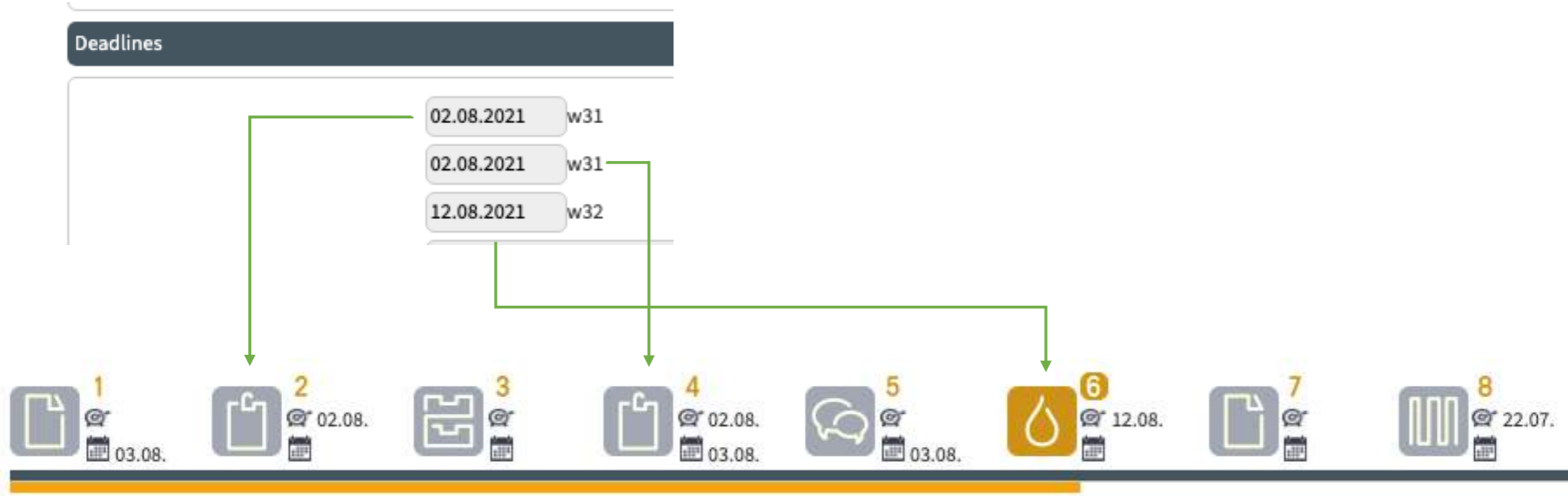
# New Dashboard

Here is an example: Late APL tasks and status change tasks in status 12 have been selected. Both are highlighted and no longer pale.



# Due date column

Depending on the dates entered in the job form, these are displayed in the milestones:



# Due date column

One can select the column "Milestone due date" in the column selection. In the job overview, the field is then marked in colour if a due date from the milestones has been exceeded (red) or is due (orange):

The screenshot illustrates the process of selecting the 'Milestone Due Date' column and its visual representation in the job overview table. A green arrow points from the 'Milestone Due Date' option in the 'Selected fields' list to the 'Milestone Due Date' column header in the table. Another green arrow points from a calendar icon with the date '12.08.' to the '12.08.2021' entry in the table, which is highlighted in red.

**Selected fields**

- Milestone Due Date
- WAVE ID
- Project Name
- Status

**Deadlines**

- 02.08.2021 w31
- 02.08.2021 w31
- 12.08.2021 w32

Page 1 of 2 Options CSV export XLS export Timing Export Sort by

Filter Status 1 2 3 4 5 6 7 8 9 10 11 12 13 14 15 16 Flags Brand Manager [All] Filter

Search Adresse Search Show all

Milestone Due Date	WAVE ID	Project Name	Status
1. 12.08.2021	Placeholder	test	

1 2 3 4 5 6 7 8 9 10 11 12 13 14 15 16

# New Joblist Header

To improve Wave, a new summary view has been introduced above the job list. At a glance, you can see which jobs are overdue in which statuses; the information comes from the appointments, as with the due date column. This list can optionally be activated and deactivated in the settings:

Show Overview



## Overview

1 New Project	2	3	4	5	6	7	8	9	10	11
7 Jobs	5 Jobs	6 Jobs	5 Jobs	2 Jobs	7 Jobs	8 Jobs	9 Jobs	0 Jobs	9 Jobs	7 Jobs
1 Overdue	0 Overdue	0 Overdue	0 Overdue	0 Overdue	6 Overdue	0 Overdue	9 Overdue	0 Overdue	0 Overdue	0 Overdue
0 Due today	0 Due today	0 Due today	0 Due today	0 Due today	0 Due today	0 Due today	0 Due today	0 Due today	0 Due today	0 Due today

If you filter your list, e.g. by brand management or a specific job, you will only see the overdue jobs for that selection.

14 Page 1 of 2 Options CSV export XLS export Timing Export Sort by			
Filter Status 1 2 3 4 5 6 7 8 9 10 11 12 13 14 15 16 Flags Brand Manager [All] Filter			
Search Adresse Search Show all			
Milestone Due Date	WAVE ID	Project Name	Status
Placeholder		test	
1. 12.08.2021			

## Deadlines



02.08.2021	w31
02.08.2021	w31
12.08.2021	w32

# Input fields Columns

In addition, input fields are now displayed in the job lists below the column names that you have set up as columns. Within these search fields you can "start" the search in two ways:

- On the one hand, a search term can be entered in the input field and accepted by pressing the "Enter"/"Return" button.
- On the other hand, the search can be applied by clicking the "Search" button in the search panel.

To delete a search term, either the "Show all" button can be pressed or the search term can be removed from the input field and accepted by pressing the "Enter"/"Return" key.



The screenshot shows a search panel with four columns: "WAVE ID", "Milestone Due Date", "Project Name", and "Brand Manager". Each column has a corresponding input field. The "Project Name" input field contains the text "test". The "Brand Manager" input field is a dropdown menu with a downward arrow.

The input field is only displayed if the "Search field" flag has been activated in the job field and the user has the right to operate this field. If a job field is "searchable" and represents a column in the list, it is not explicitly displayed in the search panel below the filter panel. This means that if one has set up a column that can be searched directly, it will no longer appear in the normal search option.



# New Add Revisor Function

The optimised Add Revisor function has been given a compact menu, where **Filter / Group Filter** and **User Selection** can now be used to filter more conveniently, the selections are cascading, i.e. dependent on each other.

The Group Selection contains all users.

With **Add External Users**, people can be freely invited to the APL by e-mail address. A link will only take them to the APL, e.g. a print shop or institute.

As originally, it is possible to classify an added person in the position and to specify the days for checking.

Add Revisor to

Filter

Group Filter

- Brand Management

User Selection

Group Selection

-  
- 5Flow Administrator  
- 5Flow Limit Admin  
- 5Flow Support Admin

Add External Users

At position

Add to position 1

Days

2

Okay

Cancel

# Global Search

Up to version 2.5, a search could be started without specifying values in the search fields Search terms. This resulted in all active and archive jobs being searched and displayed.

On some systems, performing this search led to long waiting times or even memory overflows.

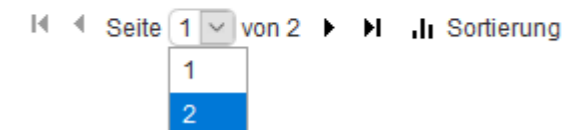
We have therefore fundamentally redesigned the global search.



Picture: Overview of the Global Search

The search has also been extended with pagination for extensive search results.

## Alle Jobs



Picture: Pagination and sorting options within the job list

# E-mail dispatch in case of representation

In the event of a substitution, Out of Office and Back in Office mails are sent automatically. This informs substitutes that you will take over all tasks from then on.

Email Vorlagen

+ Neu Vorlage
Optionen
Suchen
Suchen
Alle anzeigen

Mandant	Sprache	Code	Name	Betreff	
...	Global	de	i.will.not.backup.you	System   Backup Info back in Office	Back in Office - Abwesenheitsnotiz
...	Global	en	i.will.not.backup.you	System   Backup Info back in Office	Abwesenheitsnotiz - Back in Office
...	Global	de	i.go.onholiday	System   Backup Info Out of Office	Abwesenheitsnotiz - Out of Office
...	Global	en	i.go.onholiday	System   Backup Info Out of Office	Abwesenheitsnotiz - Out of Office
...	Global	de		System   Backup Info Vertretung beendet	Out of Office - Backup finished / Abwesenheitsnotiz - Vertretung beendet
...	Global	de	i.back.fromholiday	System   Backup Info Vertretung beendet	Abwesenheitsnotiz - Vertretung beendet
...	Global	en	i.back.fromholiday	System   Backup Info Vertretung beendet	Abwesenheitsnotiz - Vertretung beendet
...	Global	de	you.go.onholiday	System   Backup Info Vertretung übernehme	Abwesenheitsnotiz - Vertretung übernehme
...	Global	en	you.go.onholiday	System   Backup Info Vertretung übernehme	Abwesenheitsnotiz - Vertretung übernehme

Bearbeitung eMail-Vorlage

Mandant
Sprache
Code
Internal Name
Betreff
Kommentar

---WAVE SYSTEM - OUT OF OFFICE---
  
  
----- Deutsche Version (English version below) -----
  
  
Sehr geehrte(r) {to.firstname} {to.lastname},
  
  
Ich bin derzeit nicht im Büro. Bitte Vertreten Sie mich in meiner Abwesenheit.

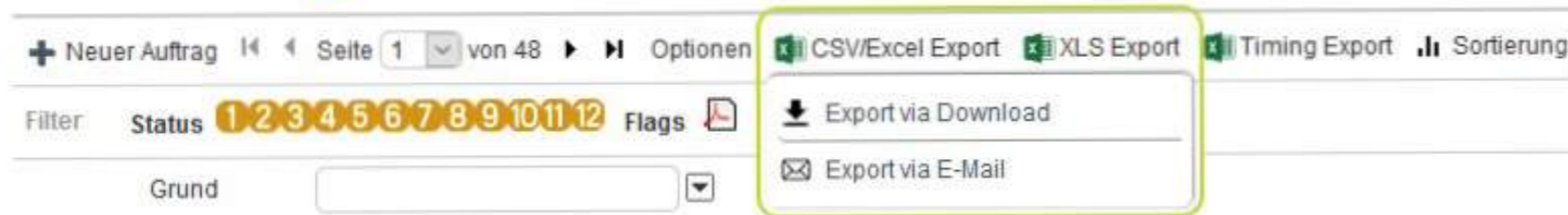
☒ Speichern
☐ Abbrechen

# Export List via E-Mail

The list export in the overview list has been extended.

In addition to the option of direct download, there is now also the option of sending by e-mail.

## Master Layout



Picture: Extension of the Job Export

## 2.9 Extension of existing functions

In Release 2.9, development was primarily focused on improving system performance. The database configuration, the table structure and the use of the memory cache were optimised. In addition, existing functions were expanded:

### **RIGHT TO ACCESS GROUP RIGHTS**


There is a new right that prevents users with editing rights for groups from also accessing the rights of these groups. This is necessary to ensure that only authorised persons can access and edit the rights of a group.

### **DEFINE MANDATORY FIELDS FOR STATUS CHANGE "BACK"**

Until this function was improved, the mandatory fields were only displayed during the status change if the target status was greater than the current one. Now, mandatory fields are always checked when the corresponding status is reached.

### **ADD CC-E-MAIL LIST IN EVERY E-Mail**

This function offers the possibility to automatically add a list of recipients at the end of the e-mail. All users are displayed with their first names/last names and e-mail addresses separated by commas (in one line) or one after the other (each in a new line).

Sent to:  
- Adrian Harnik <a.harnik@5flow.eu>  
- Simon Bräutigam <s.brautigam@5flow.eu>  
 Drucken

# ICON PICKER

**Multiple selection of icons/pictograms/symbols and display on the job form.**


This new function enables the selection of any symbols within a selection list within the portal

After you have selected the symbols and saved the job, they are displayed as symbols in the job form.

The selection of the displayed symbols is done via the General Files in the Home menu.

Within the customised main directory there must be a directory with the name ImagePicker. Within this directory, another directory is created which must have the same name as the code you have chosen for the selection list.

Within this directory you can upload all the images you want to use for the picker list, provided you have the appropriate rights



Picture: Iconpicker list



Picture: Selected icons within the job form

# Standard filter job list

## Standard filter in the "Filter" area of the job list

With the help of the customer-specific configuration file, standard filters can be defined for all order types of 5FLOW.



These filters represent the standard fields so that the user can quickly get to frequently used search criteria.

No individual default filters can be set. The standard filters are displayed to all users in the filter area.



Layout/Artwork  
Dokumente (Einzelartikel)

**Dateien**  
Dokumente (Einzelartikel) + Hinzufügen  
☐ Dateiname  
1. ☒ ... 402377547\_5flow\_Juicy\_Drink\_Flasche\_500ml.pdf  
2. ☒ ... 402377547\_5flow\_Power\_Drink\_250ml.pdf  
3. ☐ ... 402377547\_5flow\_Sparkly\_Drink\_250ml.pdf

+ Zum Warenkorb hinzufügen

# Shopping Card

When Shopping Card is activated it appear on the upper right as icon. In all jobs in documents it is possible to mark all files or single ones and add them to shopping card. When needed user can open the shopping card and see list of jobs, single ones can be deleted here directly then downloaded or sent via Mail to users of the wave system.



**Einkaufswagen / Dateien herunterladen**

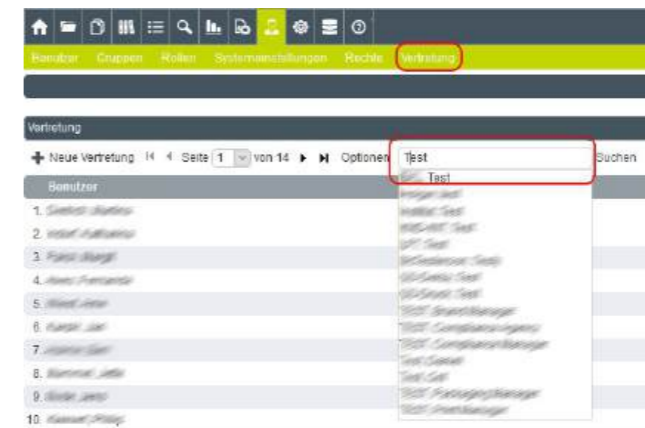
**Bitte wählen Sie eine Download-Option:**  
Dateien herunterladen: Der Download der ausgewählten Dateien startet, nachdem der Komprimierungsvorgang abgeschlossen wurde.  
Link per E-Mail herunterladen: Senden Sie eine E-Mail mit den Download-Links an einen beliebigen Empfänger.

WAVE ID	File Name	Compress Progress
2601785	402377547_5flow_Power_Drink_250ml.pdf	
2601785	402377547_5flow_Juicy_Drink_Flasche_500ml.pdf	

Download Link per E-Mail
Dateien herunterladen

# Substitute rule Admin

In the Key-Admin function, it is now possible to see an overview of all stored substitute regulations and to see whether this substitute regulation is active or inactive. The key user has the option of creating or deactivating a substitute rule.



Picture: Searching Backup-User

In addition, the representatives can be changed via this admin function.



Picture: Changes in the backup user list

## Visibility of all status changes

If desired, it is configurable to see all possible status changes at this point greyed out for each status change. You cannot use them, but you can see what would theoretically have been possible with other settings, but is currently not possible.

### ▲ Statuswechsel

2 Briefing zurück

3 Briefing

4 Briefing

4 Briefing

4 Briefing



© 2021 5FLOW – A Matthews International Company. All Rights Reserved.

Proprietary & Confidential. No part of this work may be reproduced in any form without the written permission from 5FLOW and/or the copyright holder.

5FLOW is a trademark of Matthews International Corporation. All other trademarks are the property of their respective trademark owners.