

Wave Update Version Overview

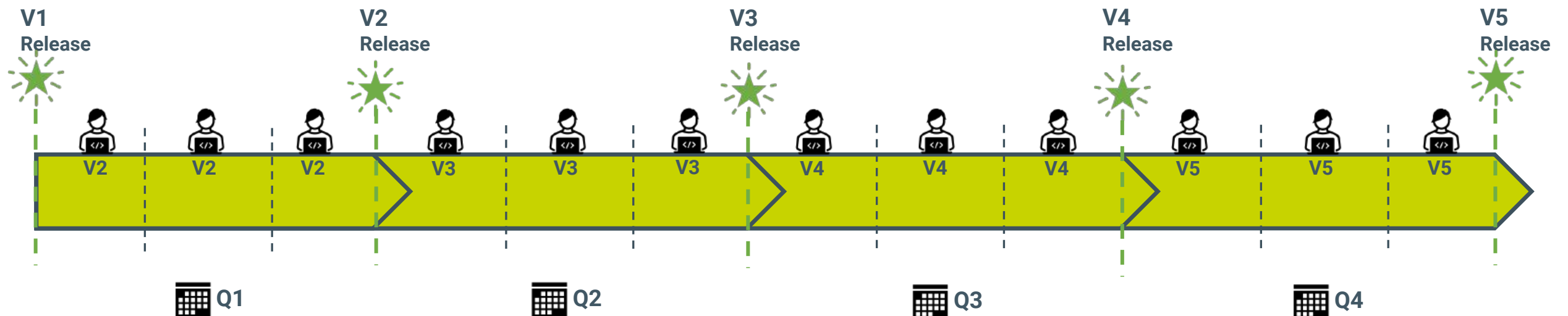
New functions Release 2.2 to 2.15

Introduction

This document describes new functions in Wave Releases on an ongoing basis. Major changes are explained separately, smaller points and bug fixes in bullet points.

Non-critical bugs and new functions are rolled out with new Wave releases and may still need to be set up through configuration.

Security Fixes and Critical bugs are only implemented inside the **last three** Wave versions, **older versions are out of maintenance**.



Version 2.15 - Features

- Improvement API
 - Use patterns to allow special characters in get job list api
 - New event configurable in the critical path whenever a file has been registered with the file registration api
- Better message when MultiJobCreation has been finished with all jobs
- Dalim thumbnails can now be refreshed from all pages with the job header available

Version 2.15 - Bugfixes

- Conditions in the group form are now sorted alphabetically by name
- PreFiltering of cascaded user selection fields fixed for some cases it made problems
- Dashboard filter function improvements (e. g. APL not shown as task in some cases)
- Fixed the issue of automatic filled fields with wrong datetime (Specific Customer System)
- Fixing issues with inviting external users with the add revisor dialog on the stepchange site (Specific Customer System)
- Possibility to hide certain tabs like Subscription by config
- Fix issues with external user registrations (Specific Customer System)
- Security fix: Broken Access Control
- Security fix: Unfiltered Error Message

Version 2.14 - Features

- Further important security fixes concerning Wave Code and Dalim PDF viewer
- Alias read-only in job field configuration – In already existing job fields it is no longer to change the alias to avoid problems with configuration and database
- Improvement of rights for help tables
- New icon in the job history for additional actions
- In the list of checklists there is a new column which shows which groups have this checklist activated
- Users will be logged out from the system when the account has been deactivated
- Project history will also be updated when a job is assigned
- Improved view on Dashboard concerning long text descriptions
- Logging all logins which are done with the Master Password to the users history

Version 2.14 - Bugfixes

- Properly updating the recent job information when reusing a job from Archive
- Get correct search results when searching for multiple values separated by comma
- Searching for images in an image Picker is now possible
- Enhanced updating of sub jobs when changing connected project values
- Block sending next position's email when auto step change closes the apl
- Add history entry when reuse and auto archiving jobs
- Show Project Tasks also on the Dashboard

Version 2.13 - Features

- Further important security fixes concerning Wave Code and Dalim PDF viewer
- It is now possible to use two different mail templates for sending the password and username
- It is now possible to set up tooltips on the homepage (e.g. to explain substitutions)
- Performance improvements on the job form, Global Search and Projects
- Add Revisor Function improvement. In order to prevent users to invite by accident a whole group to an APL we can set an option in the configuration to add a blank option as first option in the dropdown.
- Improvement Integrate: Ability to use repeating fields in field mappings
- New folder type which is connected to CloudfLOW
- Improved filter for active and archived jobs in a projects job list
- New configuration for the Chili Environment – Can be used to define which environment will be used for the active mandator

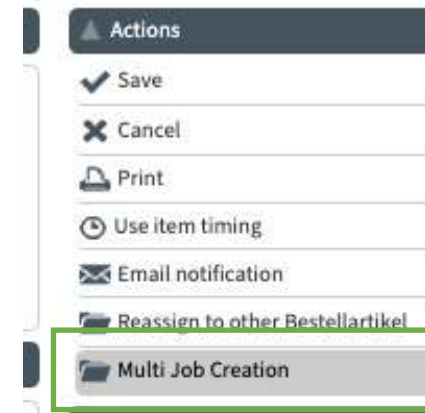
Version 2.13 - Bugfixes

- Remove Quotes when pasting Text into richtext fields
- Improvements on Lines per page
- Sending e-mails from archive
- Lists in add revisor should be in alphabetical order
- Better handling of connection issues to Tableau
- Better handling and debugging of Proofscope preview images
- fixed file categories for CloudfLOW files
- Fix of problem with Date Fields in dd/mm/y Format in different languages
- Fixed apl deadline calculation, when rewrite.ddl.timig is not active, the deadline field should not be updated
- Invisible fields will not show as a mandatory field if it is already filled
- Problem with some mails sending to backup user fixed

2.12 Multi Job Creation

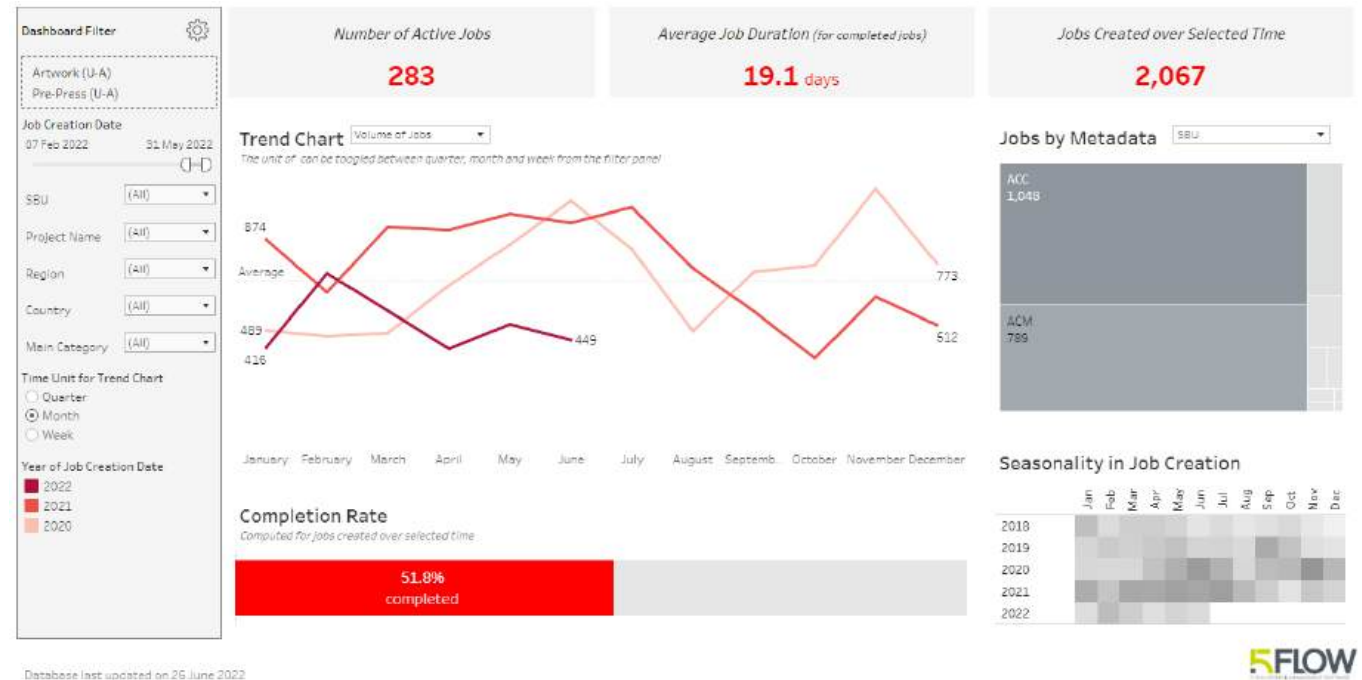
With this function it is possible to create several jobs automatically from one workflow in another. In a project you can have several child jobs related to one parent job. If so you can use this function to create the child jobs automatically by pressing a button, as a base you select a condition for that.

An example: You have a parent job for a Master Design and adapt 4 Language Versions out of it. Wave knows the field for languages and splits this field into 4 and creates the 4 Jobs with all informations and attaches it to the Design Workflow.



2.12 Direct Integration Evaluate Dashbaords

This feature connects a Wave instance directly to Tableau so that Tableau dashboards and views created with 5Flow can be displayed in the Wave Portal. The wave user managment can be used to limit the access.



2.12 Security Improvements

One of the main focus for version 2.12 is a big package of security fixes concerning Wave Code and Dalim PDF viewer.

New optional Invite Logic (2.9)

With the new (optional) invitation logic, it is still possible to invite groups. However, tasks are now assigned to a specific person in the group. You select your group on the dashboard via dropdown and can thus see all tasks of this group. Now you can choose whether all tasks of this group or only your own tasks are displayed.

This group is managed by the client with its own group email. It is now possible for either a team leader to assign the task or for a person in the team to assign the task themselves. These possibilities are bound to the rights of the users.

The big advantage is coordinated work in teams and a significantly reduced data volume for the system.

Dashboard

My Backup User: No backup user selected | User I Backup: Seeger, Michael | Active

Options: Sort by: View My Tasks | View All Tasks | None

Filter: Job type: All | Task type: [All] | Filter

Search: Search

My APL groups: Assign to me | Assign to s.o.

Add Revisor

User Selection

Admin, 5Flow
Dixon, Robin
Watts, Rick
Press, Robert
Haworth, Dave

Add Cancel

Approval Tasks **Flag Tasks** **Status Tasks**

Late Due Pending Late Due Pending Status Status 3 Status 8

19 0 0 0 0 0 3 3 1

View None Approval Tasks View None Flag Tasks View None Status Tasks

Preview	Wave ID	Service Order ID	Keyword	Flags	APL	Status
1. 10610008	Busche	Energy	Busche	3	12345678	Design Feasibility Approval
2. 10610009	Busche	Energy	Busche	1	12345678	Approval of Final Design
3. 10610010	Busche	Energy	Busche	1	12345678	Design Feasibility Approval
4. 10610024	Busche	Julcy	Busche	1	12345678	Design Feasibility Approval
5. 10610027	Busche	Energy	Busche	1	12345678	Design Feasibility Approval
6. 10610117	Busche	Energy	Busche	1	12345678	Design Feasibility Approval
7. 10610157	Busche	Energy	Busche	1	12345678	Design Feasibility Approval
8. 10610198	Busche	Energy	Busche	2	12345678	Design Feasibility Approval
9. 10610194	Busche	Sparkly	Busche	2	12345678	Design Feasibility Approval
10. 10610020	Busche	Energy	Busche	2	12345678	Design Feasibility Approval

New Dashboard

The new dashboard provides an overview of all tasks that a user currently has. A distinction is made between APL tasks, flag tasks and status change tasks. In addition, the substitute regulation and the e-mail list can be found here. The overviews can be set and individualised as usual under Options.

Basically, there are 3 circles for APL and Flag, which subdivide the tasks again according to the urgency / due date of the task. The status changes show the numbers of the statuses without urgency.

It is also possible to display all APL, flag and status change tasks independently of the circles by using the buttons below.

Dashboard

My backup user
No backup user selected
User I backup
No user selected

Options
Sort by

Filter
Job type
All
Task type
[All]
Filter

Search
Search

My APL Tasks

Late
Due
New

0
0
0

Show all APLs

My flag tasks

Late
Due
New

0
0
0

Show all flags

Status change

No tasks found!

WAVE ID

Placeholder

Status

Keyword

Placeholder

No tasks found!

E-Mail List

Page 1 of 2
Options
Search
Flags
Age
Active
Search

Active
Status
Send
from
Subject

New Dashboard

In this view, all open tasks are shown, but they are pale and not selected. Therefore, no search result is displayed. But you can still see how many jobs are currently available for processing. From this view, you can now compile results as you wish or display all the respective tasks via "Show all".

Dashboard

My backup user No backup user selected ▼ User I backup No user selected ▼

Options  Sort by

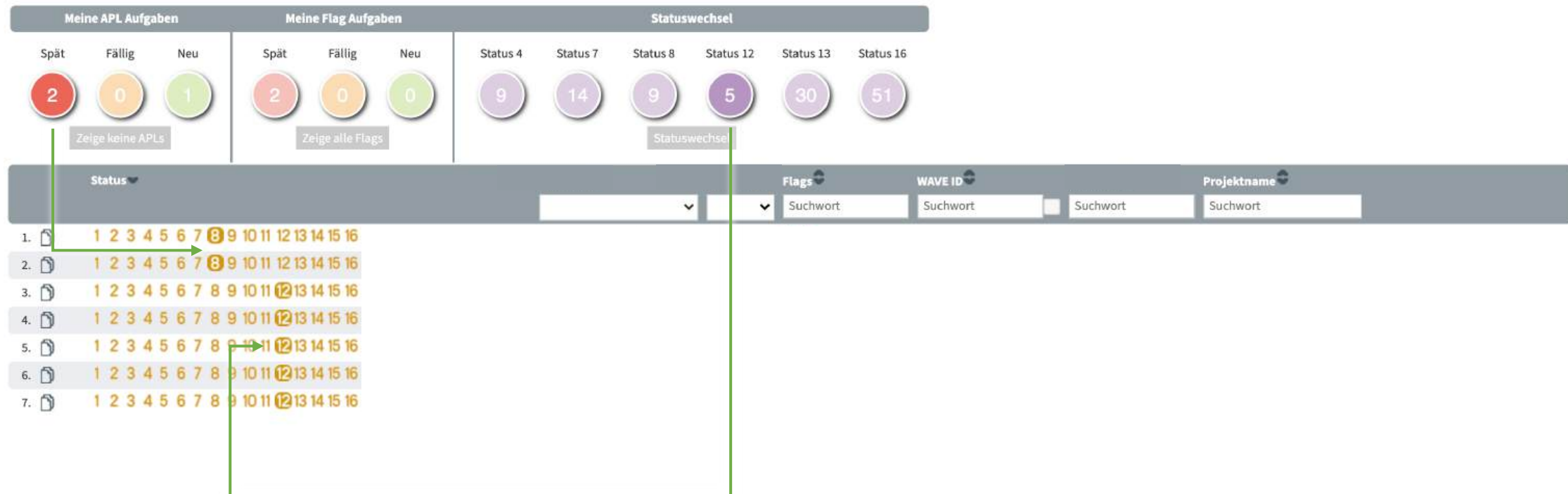
Filter Job type All ▼ Task type [All] ▼  Filter  Show all

Search  Search  Show all



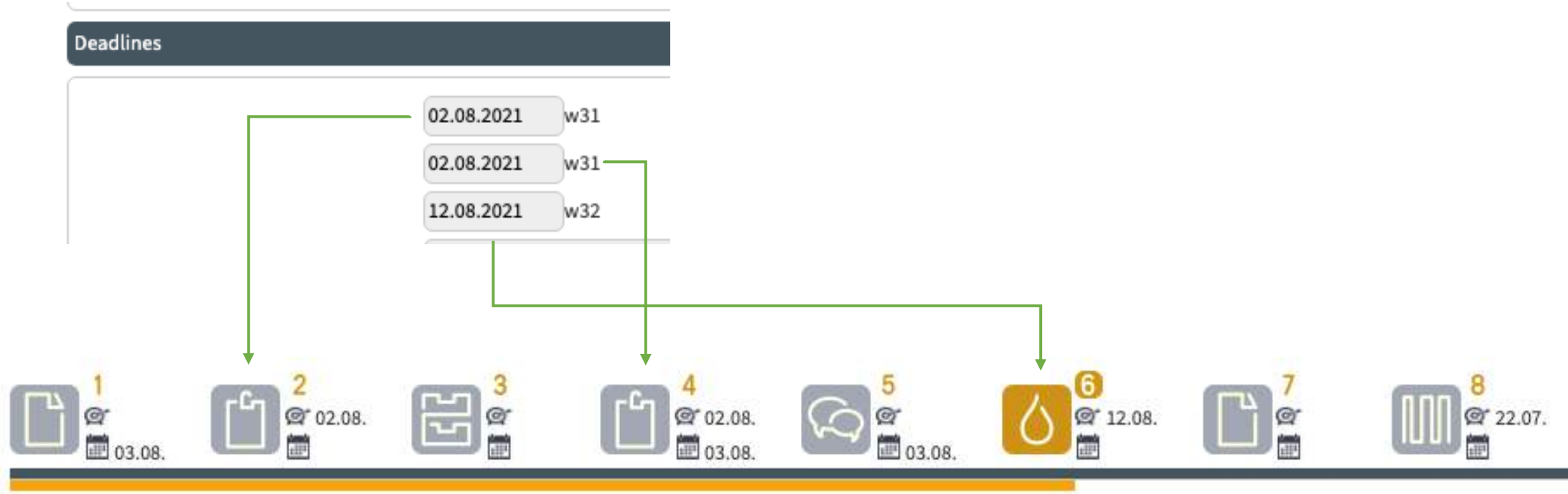
New Dashboard

Here is an example: Late APL tasks and status change tasks in status 12 have been selected. Both are highlighted and no longer pale.



Due date column

Depending on the dates entered in the job form, these are displayed in the milestones:



Due date column

One can select the column "Milestone due date" in the column selection. In the job overview, the field is then marked in colour if a due date from the milestones has been exceeded (red) or is due (orange):

Selected fields

- Milestone Due Date
- WAVE ID
- Project Name
- Status

Deadlines

- 02.08.2021 w31
- 02.08.2021 w31
- 12.08.2021 w32

Page 1 of 2 Options CSV export XLS export Timing Export Sort by

 Filter Status 1 2 3 4 5 6 7 8 9 10 11 12 13 14 15 16 Flags Brand Manager [All] Filter

 Search Adresse Search Show all

Milestone Due Date	WAVE ID	Project Name	Status
1. 12.08.2021	Placeholder	test	

1 2 3 4 5 6 7 8 9 10 11 12 13 14 15 16

New Joblist Header

To improve Wave, a new summary view has been introduced above the job list. At a glance, you can see which jobs are overdue in which statuses; the information comes from the appointments, as with the due date column. This list can optionally be activated and deactivated in the settings:

Show Overview

☒ yes
 ☐ no

Overview

1 New Project	2	3	4	5	6	7	8	9	10	11
7 Jobs	5 Jobs	6 Jobs	5 Jobs	2 Jobs	7 Jobs	8 Jobs	9 Jobs	0 Jobs	9 Jobs	7 Jobs
1 Overdue	0 Overdue	0 Overdue	0 Overdue	0 Overdue	6 Overdue	0 Overdue	9 Overdue	0 Overdue	0 Overdue	0 Overdue
0 Due today	0 Due today	0 Due today	0 Due today	0 Due today	0 Due today	0 Due today	0 Due today	0 Due today	0 Due today	0 Due today

If you filter your list, e.g. by brand management or a specific job, you will only see the overdue jobs for that selection.

Page 1 of 2
 Options
 CSV export
 XLS export
 Timing Export
 Sort by

Filter
 Status
 1 2 3 4 5 6 7 8 9 10 11 12 13 14 15 16
 Flags
 Brand Manager
 [All]
 Filter

Search
 Adresse
 Search
 Show all

Milestone Due Date	WAVE ID	Project Name	Status
Placeholder	Placeholder	test	

1. 12.08.2021
 1 2 3 4 5 6 7 8 9 10 11 12 13 14 15 16

Deadlines



02.08.2021	w31
02.08.2021	w31
12.08.2021	w32

Input fields Columns

In addition, input fields are now displayed in the job lists below the column names that you have set up as columns. Within these search fields you can "start" the search in two ways:

- On the one hand, a search term can be entered in the input field and accepted by pressing the "Enter"/"Return" button.
- On the other hand, the search can be applied by clicking the "Search" button in the search panel.

To delete a search term, either the "Show all" button can be pressed or the search term can be removed from the input field and accepted by pressing the "Enter"/"Return" key.



The screenshot shows a search panel with four columns: "WAVE ID", "Milestone Due Date", "Project Name", and "Brand Manager". Each column has a corresponding input field. The "Project Name" input field contains the text "test". The "Brand Manager" input field is a dropdown menu with a downward arrow. The "WAVE ID" and "Milestone Due Date" input fields are empty and have a "Placeholder" text.

The input field is only displayed if the "Search field" flag has been activated in the job field and the user has the right to operate this field. If a job field is "searchable" and represents a column in the list, it is not explicitly displayed in the search panel below the filter panel. This means that if one has set up a column that can be searched directly, it will no longer appear in the normal search option.



New Add Revisor Function

The optimised Add Revisor function has been given a compact menu, where **Filter / Group Filter** and **User Selection** can now be used to filter more conveniently, the selections are cascading, i.e. dependent on each other.

The Group Selection contains all users.

With **Add External Users**, people can be freely invited to the APL by e-mail address. A link will only take them to the APL, e.g. a print shop or institute.

As originally, it is possible to classify an added person in the position and to specify the days for checking.

Add Revisor to

Filter

Group Filter

- Brand Management

User Selection

Group Selection

-
- 5Flow Administrator
- 5Flow Limit Admin
- 5Flow Support Admin

Add External Users

At position

Add to position 1

Days

2

Okay

Cancel

Global Search

Up to version 2.5, a search could be started without specifying values in the search fields Search terms. This resulted in all active and archive jobs being searched and displayed.

On some systems, performing this search led to long waiting times or even memory overflows.

We have therefore fundamentally redesigned the global search.



Picture: Overview of the Global Search

The search has also been extended with pagination for extensive search results.

Alle Jobs



Picture: Pagination and sorting options within the job list

E-mail dispatch in case of representation

In the event of a substitution, Out of Office and Back in Office mails are sent automatically. This informs substitutes that you will take over all tasks from then on.

Email Vorlagen

+ Neu Vorlage
Optionen
Suchen
Suchen
Alle anzeigen

Mandant	Sprache	Code	Name	Betreff	
...	Global	de	i.will.not.backup.you	System Backup Info back in Office	Back in Office - Abwesenheitsnotiz
...	Global	en	i.will.not.backup.you	System Backup Info back in Office	Abwesenheitsnotiz - Back in Office
...	Global	de	i.go.onholiday	System Backup Info Out of Office	Abwesenheitsnotiz - Out of Office
...	Global	en	i.go.onholiday	System Backup Info Out of Office	Abwesenheitsnotiz - Out of Office
...	Global	de		System Backup Info Vertretung beendet	Out of Office - Backup finished / Abwesenheitsnotiz - Vertretung beendet
...	Global	de	i.back.fromholiday	System Backup Info Vertretung beendet	Abwesenheitsnotiz - Vertretung beendet
...	Global	en	i.back.fromholiday	System Backup Info Vertretung beendet	Abwesenheitsnotiz - Vertretung beendet
...	Global	de	you.go.onholiday	System Backup Info Vertretung übernehme	Abwesenheitsnotiz - Vertretung übernehme
...	Global	en	you.go.onholiday	System Backup Info Vertretung übernehme	Abwesenheitsnotiz - Vertretung übernehme

Bearbeitung eMail-Vorlage

Mandant
Sprache
Code
Internal Name
Betreff
Kommentar

---WAVE SYSTEM - OUT OF OFFICE---

----- Deutsche Version (English version below) -----

Sehr geehrte(r) {to.firstname} {to.lastname},

Ich bin derzeit nicht im Büro. Bitte Vertreten Sie mich in meiner Abwesenheit.

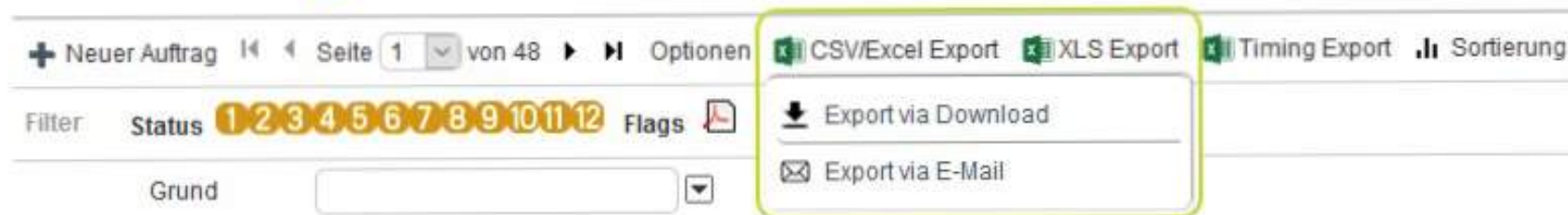
☒ Speichern
☐ Abbrechen

Export List via E-Mail

The list export in the overview list has been extended.

In addition to the option of direct download, there is now also the option of sending by e-mail.

Master Layout



Picture: Extension of the Job Export

2.9 Extension of existing functions

In Release 2.9, development was primarily focused on improving system performance. The database configuration, the table structure and the use of the memory cache were optimised. In addition, existing functions were expanded:

RIGHT TO ACCESS GROUP RIGHTS


There is a new right that prevents users with editing rights for groups from also accessing the rights of these groups. This is necessary to ensure that only authorised persons can access and edit the rights of a group.

DEFINE MANDATORY FIELDS FOR STATUS CHANGE "BACK"

Until this function was improved, the mandatory fields were only displayed during the status change if the target status was greater than the current one. Now, mandatory fields are always checked when the corresponding status is reached.

ADD CC-E-MAIL LIST IN EVERY E-Mail

This function offers the possibility to automatically add a list of recipients at the end of the e-mail. All users are displayed with their first names/last names and e-mail addresses separated by commas (in one line) or one after the other (each in a new line).

Sent to:
- Adrian Harnik <a.harnik@5flow.eu>
- Simon Bräutigam <s.brautigam@5flow.eu>
 Drucken

ICON PICKER

Multiple selection of icons/pictograms/symbols and display on the job form.


This new function enables the selection of any symbols within a selection list within the portal

After you have selected the symbols and saved the job, they are displayed as symbols in the job form.

The selection of the displayed symbols is done via the General Files in the Home menu.

Within the customised main directory there must be a directory with the name ImagePicker. Within this directory, another directory is created which must have the same name as the code you have chosen for the selection list.

Within this directory you can upload all the images you want to use for the picker list, provided you have the appropriate rights



Picture: Iconpicker list

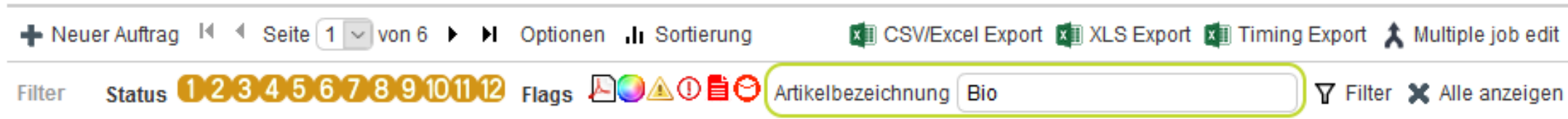


Picture: Selected icons within the job form

Standard filter job list

Standard filter in the "Filter" area of the job list

With the help of the customer-specific configuration file, standard filters can be defined for all order types of 5FLOW.



These filters represent the standard fields so that the user can quickly get to frequently used search criteria.

No individual default filters can be set. The standard filters are displayed to all users in the filter area.



Layout/Artwork
Dokumente (Einzelartikel)

Dateien
Dokumente (Einzelartikel) + Hinzufügen
☐ Dateiname
1. ☒ ... 402377547_5flow_Juicy_Drink_Flasche_500ml.pdf
2. ☒ ... 402377547_5flow_Power_Drink_250ml.pdf
3. ☐ ... 402377547_5flow_Sparkly_Drink_250ml.pdf

+ Zum Warenkorb hinzufügen

Shopping Card

When Shopping Card is activated it appear on the upper right as icon. In all jobs in documents it is possible to mark all files or single ones and add them to shopping card. When needed user can open the shopping card and see list of jobs, single ones can be deleted here directly then downloaded or sent via Mail to users of the wave system.



Einkaufswagen / Dateien herunterladen

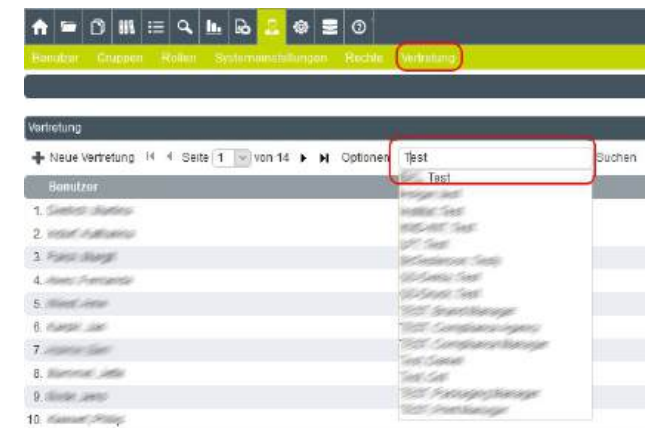
Bitte wählen Sie eine Download-Option:
Dateien herunterladen: Der Download der ausgewählten Dateien startet, nachdem der Komprimierungsvorgang abgeschlossen wurde.
Link per E-Mail herunterladen: Senden Sie eine E-Mail mit den Download-Links an einen beliebigen Empfänger.

WAVE ID	File Name	Compress Progress
2601785	402377547_5flow_Power_Drink_250ml.pdf	
2601785	402377547_5flow_Juicy_Drink_Flasche_500ml.pdf	

Download Link per E-Mail
Dateien herunterladen

Substitute rule Admin

In the Key-Admin function, it is now possible to see an overview of all stored substitute regulations and to see whether this substitute regulation is active or inactive. The key user has the option of creating or deactivating a substitute rule.



Picture: Searching Backup-User

In addition, the representatives can be changed via this admin function.



Picture: Changes in the backup user list

Visibility of all status changes

If desired, it is configurable to see all possible status changes at this point greyed out for each status change. You cannot use them, but you can see what would theoretically have been possible with other settings, but is currently not possible.

▲ Statuswechsel

2 Briefing zurück

3 Briefing

4 Briefing

4 Briefing

4 Briefing



© 2021 5FLOW – A Matthews International Company. All Rights Reserved.

Proprietary & Confidential. No part of this work may be reproduced in any form without the written permission from 5FLOW and/or the copyright holder.

5FLOW is a trademark of Matthews International Corporation. All other trademarks are the property of their respective trademark owners.